



**T.S.B.**

**TOOLING**

**... TOOLING - TOOL HOLDERS ...**



# TOOLING

**SAWING**

**DRILLING**

**ROUTING**

**MILLING**

**DRAINBOARD**

**GROOVING**

**POLISHING**

**PROFILING**

**TEXTURING**

**MANUAL TOOLING**

**ENGRAVING**

**SHARPENING**

**SAW BLADE Ø200 FOR 90° ANGLE GEAR DEVICE - BORE Ø50 (6 HOLES Ø80) - GRANITE**

This segmented saw blade allows for thin sawing with a precise cut. Suitable for making a non-slip surface on stairs, for example.

0

**014522**



**SAW BLADE Ø260 FOR 90° ANGLE GEAR DEVICE - BORE Ø50 (6 HOLES Ø80) - GRANITE**

Segmented sawing disc.  
Allows for thin sawing with a precise cut, suitable for making an anti-slip surface on stairs for example.

0

**016376**



**SAW BLADE Ø1350 - BORE Ø100 - GRANITE**

Segmented saw blade for granite. Allows perfect, splinter-free cuts.  
In the roughing phase, it can be used to rough or shape massive parts.

0

**016610**



**SAW BLADE Ø1100 - LASER PLATE - BORE Ø100 - GRANITE**

Segmented saw blade for granite. Allows perfect, splinter-free cuts.  
In the roughing phase, it can be used to rough or shape massive parts.

0

**021857**



**SLIMING DISC Ø350 L15MM BORE ATTACHMENT Ø60 - GRANITE**

Milling cutter for calibrating a granite table or removing slabs.  
A perfectly calibrated saw table is the main condition for a precise cut,

0

**020192**



**SILENT SAW BLADE Ø500 - ATTACHMENT BORE Ø100 - GRANITE / QUARTZ**

Segmented saw blade for granite. Allows perfect, splinter-free cuts.  
In the roughing phase, it can be used to rough or shape massive parts.

0

**023582**



**SAW BLADE Ø1600 L24 H10 EP10 - BORE Ø40/50 LIMESTONE**

Segmented saw blade for limestone. Allows perfect, splinter-free cuts.  
In the roughing phase, it can be used to rough or shape massive parts.

0

**025431**



**SAW BLADE Ø1350 - BORE Ø100 - MEDIUM HARDNESS LIMESTONE**

Segmented saw blade for limestone. Allows perfect, splinter-free cuts.  
In the roughing phase, it can be used to rough or shape massive parts.

0

**016611**



**SAW BLADE Ø1100 LAZER CUT LIMESTONE**

Segmented saw blade for limestone. Allows perfect, splinter-free cuts.  
In the roughing phase, it can be used to rough or shape massive parts.

0 018891



**SILENT SAW BLADE Ø600 BORE Ø40/50- MEDIUM HARDNESS LIMESTONE**

Segmented saw blade for limestone. Allows perfect, splinter-free cuts.  
In the roughing phase, it can be used to rough or shape massive parts.

0 023349



**SAW BLADE Ø625 BORE Ø50/60 - SLATE STONE**

Specific disc for use with marble, hard stone and for high cutting speed.  
Only suitable for current machines equipped with disc rotation variator, amperometric control, abundant watering system on the cutting position and a working table in perfect condition.

0 026265



**SAW BLADE Ø600 - ATTACHMENT BORE Ø50/60 - MARBLE / HARD STONES**

0 019627



**SAW BLADE Ø400 - SEGMENT 40X3.6X7 - BORE Ø50/Ø60- MARBLE / HARD STONE**

Specific disc for use with marble, hard stone and for high cutting speed.  
Only suitable for current machines equipped with disc rotation variator, amperometric control, abundant watering system on the cutting position and a working table in perfect condition.

0 019623



**HORIZONTAL SAW BLADE Ø625 LIMESTONE**

Segmented saw blade for limestone. Allows perfect, splinter-free cuts.  
In the roughing phase, it can be used to rough or shape massive parts.

0 020015



**HORIZONTAL SAW BLADE Ø300 - REINFORCED STEEL CORE - BORE Ø60 (6/Ø100) - GRANITE**

A thick segmented disc used horizontally for rapid shaping.  
Generally referred to as a crushable disc, it is known for its price to performance ratio.

0 020396






**SILENT SAW BLADE Ø400 - BORE Ø50/60 - GRANITE / QUARTZ**

Segmented saw blade for granite. Allows perfect, splinter-free cuts.

0 020414



<p><b>SAW BLADE Ø600 SPEEDMASTER PLATE - BORE Ø50/60 - GRANITE / QUARTZ</b></p>	<p>0</p>	<p><b>023346</b></p>
<p>Specific disc for use with granite, quartz and for high cutting speed. Only suitable for current machines equipped with disc rotation variator, amperometric control, abundant watering system on the cutting position and a working table in perfect condition.</p>		
<p><b>SAW BLADE Ø400 SPEEDMASTER - BORE Ø50/60 - GRANITE/ QUARTZ</b></p>	<p>0</p>	<p><b>024287</b></p>
<p>Specific disc for use with granite, quartz and for high cutting speed. Suitable only for current machines equipped with disc rotation variator and amperometric control, abundant watering system on the cutting position and a working table in perfect condition.</p>		
<p><b>SAW BLADE Ø500 SPEEDMASTER - BORE Ø40/50 - GRANITE / QUARTZ</b></p>	<p>0</p>	<p><b>024723</b></p>
<p>Specific disc for granite, quartz and for high cutting speed. Suitable only for current machines equipped with disc rotation variator and amperometric control, abundant watering system on the cutting position and a working table in perfect condition.</p>		
<p><b>SAW BLADE Ø350 SPEEDMASTER - BORE Ø50/60 - GRANITE / QUARTZ</b></p>	<p>0</p>	<p><b>024814</b></p>
<p>Specific disc for use with quartz, granite and for high cutting speed. Suitable only for current machines equipped with disc rotation variator and amperometric control, abundant watering system on the cutting position and a working table in perfect condition.</p>		
<p><b>SAW BLADE Ø750 - Ø60 BORE - GRANITE / QUARTZ</b></p>	<p>0</p>	<p><b>024873</b></p>
<p>Specific disc for use with granite, quartz and for high cutting speed. Suitable only for current machines equipped with disc rotation variator and amperometric control, abundant watering system on the cutting position and a working table in perfect condition.</p>		
<p><b>SAW BLADE Ø400 - SEGMENTS 3.4 × 40 × 8 - BORE Ø50/60 - DEKTON / CERAMIC</b></p>	<p>0</p>	<p><b>022654</b></p>
<p>Specific disc for use with DEKTON, ceramic and for high cutting speed. Suitable only for current machines equipped with disc rotation variator and amperometric control, abundant watering system on the cutting position and a working table in perfect condition.</p>		
<p><b>SAW BLADE Ø350 - SEGMENTS 3.2 × H8 BORE Ø50/60 - DEKTON / CERAMIC</b></p>	<p>0</p>	<p><b>022746</b></p>
<p>Specific disc for use with DEKTON, ceramic and for high cutting speed. Suitable only for current machines equipped with disc rotation variator and amperometric control, abundant watering system on the cutting position and a working table in perfect condition.</p>		
<p><b>SAW BLADE Ø350 - SEGMENTS 3.2 × H8 BORE Ø50/60 - NEXT</b></p>	<p>0</p>	<p><b>025348</b></p>
<p>Specific disc for use with DEKTON, ceramic and for high cutting speed. Suitable only for current machines equipped with disc rotation variator and amperometric control, abundant watering system on the cutting position and a working table in perfect condition.</p>		

<p><b>SAW BLADE Ø350 - SEGMENTS 3.2 × H8 BORE Ø50/60 - DEKTON / CERAMIC</b></p>	<p>0 <b>026608</b></p>
<p>Specific disc for use with DEKTON, ceramic and for high cutting speed. Suitable only for current machines equipped with disc rotation variator and amperometric control, abundant watering system on the cutting position and a working table in perfect condition.</p>	
<p><b>SAW BLADE Ø350 - BORE Ø50/60 - DEKTON / CERAMIC +</b></p>	<p>0 <b>026972</b></p>
<p>Specific disc for use with DEKTON, ceramic and for high cutting speed. Suitable only for current machines equipped with disc rotation variator and amperometric control, abundant watering system on the cutting position and a working table in perfect condition.</p>	
<p><b>SAW BLADE Ø350 - BORE Ø50/60 CERAMIC / STONEWARE</b></p>	<p>0 <b>027027</b></p>
<p>Specific disc for use with Stoneware, DEKTON, ceramic and for high cutting speed. Suitable only for current machines equipped with disc rotation variator and amperometric control, abundant watering system on the cutting position and a working table in perfect condition.</p>	
<p><b>SAW BLADE Ø350 SILENT SHEET METAL - SEGMENTS 3×H1 - BORE Ø50/60 - QUARTZITE</b></p>	<p>0 <b>023885</b></p>
<p>Specific disc for use with quartzite and for high cutting speed. Suitable only for current machines equipped with disc rotation variator and amperometric control, abundant watering system on the cutting position and a working table in perfect condition.</p>	
<p><b>SAW BLADE Ø400 - ATTACHMENT BORE Ø50/60 - QUARTZITE</b></p>	<p>0 <b>023923</b></p>
<p>Specific disc for use with quartzite and for high cutting speed. Suitable only for current machines equipped with disc rotation variator and amperometric control, abundant watering system on the cutting position and a working table in perfect condition.</p>	
<p><b>SET OF 14 DIAMOND DISCS Ø150 FOR ROUGHING</b></p>	<p>0 <b>K0000 578</b></p>
<p><b>INCLUDING :</b> 1 x 021297 CUTTING BLADE Ø150MM ATTACHMENT BORE Ø43MM - GRANITE</p>	 <b>X14</b>
<p><b>SET OF 7 SAW DISCS FOR MULTI-DISC CHUCK</b></p>	<p>0 <b>K0000 071</b></p>
<p><b>INCLUDING :</b> 7 x 021297 CUTTING BLADE Ø150MM ATTACHMENT BORE Ø43MM - GRANITE</p>	 <b>X7</b>
<p><b>SET OF 6 SAW BLADES FOR ACS SYSTEM - STONE</b></p>	<p>0 <b>K0000 409</b></p>
<p>Jigsaw blades for bridge saws equipped with an ACS option. Ideal for having a perfect finish on the internal angles of a square sink. They also allow for the optimization of external cuts of slices - in multiple cutting. <b>INCLUDING :</b> 6 x PP 01 942 DIAMOND JIGSAW BLADE LENGTH 55MM - FOR ACS DEVICE</p>	 <b>X6</b>

**SET OF 6 BLADES FOR ACS SYSTEM - GRANITE / QUARTZ / ULTRA COMPACT MATERIAL**

0

K0000 499

Jigsaw blades for bridge saws equipped with an ACS option.

Ideal for having a perfect finish of the internal angles of a square sink, they also optimize the use of a slab by sticking the pieces to cut together and finishing the saw blade cuts to separate them.

**INCLUDING :**

6 x PP 00 111 DIAMOND JIGSAW BLADE LENGTH 30 FOR ACS DEVICE

**X6**



# TOOLING

**SAWING**

**DRILLING**

**ROUTING**

**MILLING**

**DRAINBOARD**

**GROOVING**

**POLISHING**

**PROFILING**

**TEXTURING**

**MANUAL TOOLING**

**ENGRAVING**

**SHARPENING**

<p><b>DRILL Ø35 LENGTH 55 EVOGRES - ATTACHMENT 1/2 GAS - DEKTON / CERAMIC</b></p>	0	022659
<p>Continuous rim diamond drill EVOGRES For use with ceramic and DEKTON materials</p>		
<p>EVOGRES series</p>		
<p><b>DRILL Ø30 MM L55 - ATTACHMENT 1/2 GAS - CERAMIC / DEKTON</b></p>	0	024599
<p>Continuous rim diamond drill EVOGRES For use with ceramic and DEKTON materials</p>		
<p>EVOGRES series</p>		
<p><b>DRILL Ø22 LENGTH 55 EVOGRES - ATTACHMENT 1/2 GAS - DEKTON / CERAMIC</b></p>	0	024938
<p>Continuous rim diamond drill EVOGRES For use with ceramic and DEKTON materials</p>		
<p>EVOGRES series</p>		
<p><b>DRILL Ø68 LENGTH 55 EVOGRES - ATTACHMENT 1/2 GAS - DEKTON / CERAMIC</b></p>	0	024939
<p>Continuous rim diamond drill EVOGRES For use with ceramic and DEKTON materials</p>		
<p>EVOGRES series</p>		
<p><b>DRILL Ø25 LENGTH 55 EVOGRES - ATTACHMENT 1/2 GAS - DEKTON - CERAMIC</b></p>	0	025285
<p>Continuous rim diamond drill EVOGRES For use with ceramic and DEKTON materials</p>		
<p>EVOGRES series</p>		
<p><b>SEGMENTED CORE DRILL Ø16 LENGTH 100 - 1/2 GAS FASTENING - GRANITE</b></p>	0	017259
<p>Standard segmented core drill, fits a wide range of materials. Long tool life.</p>		
<p><b>SEGMENTED CORE DRILL Ø20 LENGTH 100 - 1/2 GAS ATTACHMENT - GRANITE</b></p>	0	017260
<p>Standard segmented core drill, fits a wide range of materials. Long tool life.</p>		
<p><b>SEGMENTED CORE DRILL Ø22 LENGTH 100 - 1/2 GAS ATTACHMENT - GRANITE</b></p>	0	017261
<p>Standard segmented core drill, fits a wide range of materials. Long tool life.</p>		

<b>SEGMENTED CORE DRILL Ø25 LENGTH 100 - 1/2 GAS ATTACHMENT - GRANITE</b>	0	<b>017262</b>	<p>Standard segmented core drill, fits a wide range of materials. Long tool life.</p>	
<b>SEGMENTED CORE DRILL Ø30 LENGTH 100 - 1/2 GAS ATTACHMENT - GRANITE</b>	0	<b>017263</b>	<p>Standard segmented core drill, fits a wide range of materials. Long tool life.</p>	
<b>SEGMENTED CORE DRILL Ø35 LENGTH 100 - 1/2 GAS ATTACHMENT - GRANITE</b>	0	<b>017264</b>	<p>Standard segmented core drill, fits a wide range of materials. Long tool life.</p>	
<b>SEGMENTED CORE DRILL Ø40 LENGTH 100 - 1/2 GAS ATTACHMENT - GRANITE</b>	0	<b>017265</b>	<p>Standard segmented core drill, fits a wide range of materials. Long tool life.</p>	
<b>SEGMENTED CORE DRILL Ø45 LENGTH 100 - 1/2 GAS ATTACHMENT - GRANITE</b>	0	<b>017266</b>	<p>Standard segmented core drill, fits a wide range of materials. Long tool life.</p>	
<b>SEGMENTED CORE DRILL Ø50 LENGTH 100 - 1/2 GAS ATTACHMENT - GRANITE</b>	0	<b>017267</b>	<p>Standard segmented core drill, fits a wide range of materials. Long tool life.</p>	
<b>SEGMENTED CORE DRILL Ø60 LENGTH 100 - 1/2 GAS ATTACHMENT - GRANITE</b>	0	<b>017268</b>	<p>Standard segmented core drill, fits a wide range of materials. Long tool life.</p>	
<b>SEGMENTED CORE DRILL Ø68 LENGTH 100 - 1/2 GAS ATTACHMENT - GRANITE</b>	0	<b>017269</b>	<p>Standard segmented core drill, fits a wide range of materials. Long tool life.</p>	

**SEGMENTED CORE DRILL Ø80 LENGTH 100 - 1/2 GAS ATTACHMENT - GRANITE**

0

**017270**

Standard segmented core drill, fits a wide range of materials.  
Long tool life.



**SEGMENTED CORE DRILL Ø100 ATTACHMENT - GRANITE**

0

**017271**

Standard segmented core drill, fits a wide range of materials.  
Long tool life.



**CORE DRILL Ø20 L150 - 1/2 GAS ATTACHMENT - GRANITE**

0

**018725**

Standard segmented core drill, fits a wide range of materials.  
Long tool life.



**CORE DRILL Ø45/65 FOR BUNG - 1/2 GAS ATTACHMENT - GRANITE**

0

**018734**

Foret diamanté segmenté avec collerette supérieure en électro-déposé pour évaser les trous de bonde rapidement.



**CORE DRILL Ø60/85 FOR BUNG - 1/2 GAS ATTACHMENT - GRANITE**

0

**018735**

Foret diamanté segmenté avec collerette supérieure en électro-déposé pour évaser les trous de bonde rapidement.



**CORE DRILL Ø100 LENGTH 100 SEGMENTED - ATTACHMENT 1/2 GAS - GRANITE**

0

**018894**

Standard segmented core drill, fits a wide range of materials.  
Long tool life.



**DRILL Ø87/115 MM FOR BUNG - ATTACHMENT 1/2 GAS - GRANITE**

0

**018906**

Foret diamanté segmenté avec collerette supérieure en électro-déposé pour évaser les trous de bonde rapidement.



**DRILL Ø17 LENGTH 120 SEGMENTED - ATTACHMENT 1/2 GAS - GRANITE**









0

**019431**

Standard segmented core drill, fits a wide range of materials.  
Long tool life.



<b>DRILL Ø80 MM L100 SEGMENTED - ATTACHMENT 1/2 GAS - GRANITE</b>	0	<b>020266</b>
<p>Standard segmented core drill, fits a wide range of materials. Long tool life.</p>		
<b>- DRILL Ø20 H200 - ATTACHEMENT 1/2 GAS - GRANITE</b>	0	<b>024634</b>
<p>Standard segmented core drill, fits a wide range of materials. Long tool life.</p>		
<b>DRILL Ø40 mm L150 SEGMENTED - ATTACHEMENT 1/2 GAS - GRANITE</b>	0	<b>024860</b>
<p>Standard segmented core drill, fits a wide range of materials. Long tool life.</p>		
<b>DRILL Ø150 mm L300 SEGMENTED - ATTACHMENT 1/2 GAS - GRANITE</b>	0	<b>025067</b>
<p>Standard segmented core drill, fits a wide range of materials. Long tool life.</p>		
<b>SEGMENTED CORE DRILL Ø105 LENGTH 100 - ATTACHMENT 1/2 GAS - GRANITE</b>	0	<b>025361</b>
<p>Diamond core drill with thin track. Allows you to drill with less effort and less chipping.</p>		
<b>CORE DRILL Ø20 L55 MM VACUUM ATTACHMENT 1/2 GAS - MARBLE</b>	0	<b>019857</b>
<p>Special diamond drill for marble</p>		
<b>CORE DRILL Ø80 L200 MM VACUUM D427 1/2 GAS - MARBLE</b>	0	<b>019859</b>
<p>Special diamond drill for marble</p>		
<b>CORE DRILL Ø68 L55 - 1/2 GAS ATTACHMENT - QUARTZITE</b>	0	<b>026774</b>
<p>Special QUARTZITE diamond segmented drill.</p>		

<p><b>THIN TRACK CORE DRILL Ø35 LENGTH 55 - 1/2 GAS ATTACHMENT - QUARTZITE</b></p> <p>Special QUARTZITE diamond segmented drill.</p>	0	<p><b>026775</b></p> 
<p><b>MONOLITIC CORE DRILL Ø9 INSERT - DEKTON / CERAMIC</b></p> <p>Ideal drill for making blind holes for the positioning of inserts. Drill designed for Fischer inserts</p>	0	<p><b>027040</b></p> 
<p><b>MONOLITIC CORE DRILL Ø10 INSERT - DEKTON / CERAMIC</b></p> <p>Ideal drill for making blind holes for the positioning of inserts. Drill designed for Fischer inserts</p>	0	<p><b>027041</b></p> 
<p><b>MONOLITIC CORE DRILL Ø5 x 10 - L55 FIXATION 1/2G - GRANIT / QUARTZ</b></p> <p>Ideal drill for making blind holes for the positioning of inserts. Slit on the side to optimize the drilling. The central coolant system ensures the optimum cooling of your tool.</p>	0	<p><b>018040</b></p> 
<p><b>MONOLITIC CORE DRILL Ø6 X10 - L55 1/2 GAS ATTACHMENT - GRANITE /QUARTZ</b></p> <p>Ideal drill for making blind holes for the positioning of inserts. Slit on the side to optimize the drilling. The central coolant system ensures the optimal cooling of your tool.</p>	0	<p><b>018246</b></p> 
<p><b>MONOLITIC CORE DRILL Ø8 X 10 -L55 - 1/2GAS ATTACHMENT - GRANITE / QUARTZ</b></p> <p>Ideal drill for making blind holes for the positioning of inserts. Slit on the side to optimize the drilling. The central coolant system ensures the optimum cooling of your tool.</p>	0	<p><b>018247</b></p> 
<p><b>MONOLITIC CORE DRILL Ø4 X 10L55 - 1/2 GAS ATTACHMENT- GRANITE / QUARTZ</b></p> <p>Ideal drill for making blind holes for the positioning of inserts. Slit on the side to optimize the drilling. The central watering provides optimal cooling of your tool.</p>	0	<p><b>019486</b></p> 
<p><b>MONOLITIC CORE DRILL Ø10 X 10 L55 - 1/2 GAS ATTACHMENT- GRANITE / QUARTZ</b></p> <p>Ideal drill for making blind holes for the positioning of inserts. Slit on the side to optimize the drilling. The central coolant system ensures the optimum cooling of your tool.</p>	0	<p><b>019487</b></p> 

**MONOLITIC CORE DRILL Ø10 L55 - 1/2 GAZ ATTACHMENT - GRANITE**

0

**023404**

Ideal drill for making blind holes for the positioning of inserts.

Slit on the side to optimize the drilling. The central coolant system ensures the optimum cooling of your tool.



**CORE DRILL Ø35 LENGTH 55 THIN TRACK - ATTACHMENT 1/2 GAS - DEKTON / CERAMIC**

0

**019309**

Diamond core drill with continuous rim.



**CORE DRILL Ø22 LENGTH 15 THIN TRACK - ATTACHMENT 1/2 GAS - DEKTON / CERAMIC**

0

**019892**

Diamond core drill with continuous rim.



**CORE DRILL Ø68 LENGTH 55 THIN TRACK - ATTACHMENT 1/2 GAS - DEKTON / CERAMIC**

0

**019893**

Diamond core drill with continuous rim.



**CORE DRILL Ø68 L32 THIN TRACK - 1/2 GAS ATTACHMENT - GRANITE**

0

**027401**



**THIN TRACK CORE DRILL Ø35 LENGTH 32 - 1/2 GAS ATTACHMENT - GRANITE / QUARTZ**

0

**027402**



**THIN TRACK CORE DRILL Ø22 LENGTH 32 - 1/2 GAS ATTACHMENT - GRANITE / QUARTZ**

0

**027403**



**THIN TRACK CORE DRILL Ø20 LENGTH 55 - 1/2 GAS ATTACHMENT - GRANITE / QUARTZ**

0

**018737**

Diamond core drill with thin track.

Allows you to drill with less effort and less chipping.



<b>THIN TRACK CORE DRILL Ø22 LENGTH 55 - 1/2 GAS ATTACHMENT - GRANITE / QUARTZ</b>	0	<b>018738</b>	<p>Diamond core drill with thin track. Allows you to drill with less effort and less chipping.</p>	
<b>THIN TRACK CORE DRILL Ø25 LENGTH 55 - 1/2 GAS ATTACHMENT - GRANITE / QUARTZ</b>	0	<b>018739</b>	<p>Diamond core drill with thin track. Allows you to drill with less effort and less chipping.</p>	
<b>THIN TRACK CORE DRILL Ø30 LENGTH 55 - 1/2 GAS ATTACHMENT - GRANITE / QUARTZ</b>	0	<b>018740</b>	<p>Diamond core drill with thin track. Allows you to drill with less effort and less chipping.</p>	
<b>THIN TRACK CORE DRILL Ø32 LENGTH 55 - 1/2 GAS ATTACHMENT - GRANITE / QUARTZ</b>	0	<b>018741</b>	<p>Diamond core drill with thin track. Allows you to drill with less effort and less chipping.</p>	
<b>THIN TRACK CORE DRILL Ø35 LENGTH 55 - 1/2 GAS ATTACHMENT - GRANITE / QUARTZ</b>	0	<b>018742</b>	<p>Diamond core drill with thin track. Allows you to drill with less effort and less chipping.</p>	
<b>THIN TRACK CORE DRILL Ø40 LENGTH 55 - 1/2 GAS ATTACHMENT - GRANITE / QUARTZ</b>	0	<b>018743</b>	<p>Diamond core drill with thin track. Allows you to drill with less effort and less chipping.</p>	
<b>CORE DRILL Ø12 LENGTH 55 THIN TRACK - ATTACHMENT 1/2 GAS - GRANITE / QUARTZ</b>	0	<b>020498</b>	<p>Diamond core drill with thin track. Allows you to drill with less effort and less chipping.</p>	
<b>CORE DRILL Ø68 L55 THIN TRACK - 1/2 GAS ATTACHMENT - GRANITE</b>	0	<b>025572</b>	<p>Diamond core drill with thin track. Allows you to drill with less effort and less chipping.</p>	



**CORE DRILL Ø22 - LU 40 MM ATTACHMENT 1/2 GAS- GRANITE / QUARTZ**

0

020633

Diamond core drill with thin track.  
Allows you to drill with less effort and less chipping.



**CORE DRILL Ø35 LENGTH 55 THIN TRACK - ATTACHMENT 1/2 GAS - MARBLE**

0

019858

Diamond core drill with continuous rim.





# TOOLING

**SAWING**

**DRILLING**

**ROUTING**

**MILLING**

**DRAINBOARD**

**GROOVING**

**POLISHING**









**PROFILING**

**TEXTURING**

**MANUAL TOOLING**

**ENGRAVING**

**SHARPENING**

<p><b>ROUTING CUTTER Ø23 L35 - ATTACHMENT 1/2 GAS - DEKTON / CERAMIC</b></p>	<p>0</p>	<p><b>022655</b></p>
<p>Routing Cutter with central cooling for ceramic and DEKTON.</p>		
		
<p><b>ROUTING CUTTER Ø23 L50 - ATTACHMENT 1/2 GAS DEKTON / CERAMIQUE</b></p>	<p>0</p>	<p><b>025164</b></p>
<p>Routing Cutter with central cooling for ceramic and DEKTON.</p>		
		
<p><b>ROUTING CUTTER Ø23 L49 - BLUE - ATTACHMENT 1/2 GAS - GRANITE / QUARTZ</b></p>	<p>0</p>	<p><b>020707</b></p>
<p>Ultra-High Speed Routing Cutter with central cooling for all granites.</p>		
		
<p><b>ROUTING CUTTER Ø22 L35 PURPLE - ATTACHMENT 1/2 GAS - GRANITE / QUARTZ</b></p>	<p>0</p>	<p><b>022161</b></p>
<p>Ultra-High Speed Routing Cutter with central cooling for all granites.</p>		
		
<p><b>ROUTING CUTTER Ø22 L35 - ATTACHMENT 1/2 GAS - GRANITE / QUARTZ</b></p>	<p>0</p>	<p><b>022162</b></p>
<p>Ultra-High Speed Routing Cutter with central cooling for all granites.</p>		
		
<p><b>ROUTING CUTTER Ø18 L25 - ATTACHMENT 1/2 GAS - PORCELAIN STONEWARE</b></p>	<p>0</p>	<p><b>025650</b></p>
<p>Routing Cutter with central cooling for porcelain stoneware.</p>		
		
<p><b>ROUTING CUTTER</b></p>	<p>0</p>	<p><b>009616</b></p>
<p>Diamond Electroplated Router. This technology allows for the routing of soft stone and marble. With a diamond tip, this milling cutter is ideal for cutting a Z into the material, without pre-drilling.</p>		
		
<p><b>ROUTING CUTTER Ø20 LENGTH 110 ELECTROPLATED - ATTACHMENT 1/2 GAS - MARBLE</b></p>	<p>0</p>	<p><b>019303</b></p>
<p>Diamond Electroplated Router. This technology allows for the routing of soft stone and marble. With a diamond tip, this milling cutter is ideal for cutting a Z into the material, without pre-drilling.</p>		
		

<p><b>ROUTING FINGER Ø12 L35 ELECTROPLATED - 1/2 GAS FASTENING - MARBLE</b></p>	0	019452
<p>Diamond Electroplated Router.                      This technology allows for the routing of soft stone and marble.                      With a diamond tip, this milling cutter is ideal for cutting a Z into the material, without pre-drilling.</p>		
<p><b>ROUTING FINGER Ø16 L35 ELECTROPLATED - 1/2 GAS FASTENING - MARBLE</b></p>	0	019453
<p>Diamond Electroplated Router.                      This technology allows for the routing of soft stone and marble.                      With a diamond tip, this milling cutter is ideal for cutting a Z into the material, without pre-drilling.</p>		
<p><b>ROUTING FINGER Ø16 L45 ELECTROPLATED - 1/2 GAS FASTENING - MARBLE</b></p>	0	019454
<p>Diamond Electroplated Router.                      This technology allows for the routing of soft stone and marble.                      With a diamond tip, this milling cutter is ideal for cutting a Z into the material, without pre-drilling.</p>		
<p><b>ROUTING CUTTER Ø20 L65 ELECTROPLATED - ATTACHMENT 1/2 GAS - MARBLE</b></p>	0	019455
<p>Diamond Electroplated Router.                      This technology allows for the routing of soft stone and marble.                      With a diamond tip, this milling cutter is ideal for cutting a Z into the material, without pre-drilling.</p>		
<p><b>ROUTING CUTTER Ø10 L35 VACUUM BRAZED - ATTACHMENT 1/2 GAS - STONE</b></p>	0	019456
<p>VACUUM brazed diamond routing cutter.                      This technology allows for the routing of soft stone and marble.                      With a diamond tip, this milling cutter is ideal for cutting a Z into the material, without pre-drilling.</p>		
<p><b>ROUTING FINGER Ø16 VACUUM BRAZED - L35 - 1/2 GAS FASTENING - NATURAL STONE</b></p>	0	019457
<p>VACUUM brazed diamond electroplated router.                      This technology allows for the routing of soft stone and marble.                      With a diamond tip, this milling cutter is ideal for cutting a Z into the material, without pre-drilling.</p>		
<p><b>ROUTING FINGER Ø16 L45 VACUUM BRAZED - 1/2 GAS FASTENING - NATURAL STONE</b></p>	0	019458
<p>VACUUM brazed diamond electroplated router.                      This technology allows for the routing of soft stone and marble.                      With a diamond tip, this milling cutter is ideal for cutting a Z into the material, without pre-drilling.</p>		
<p><b>ROUTING CUTTER Ø20 L65 VACUUM BRAZED - ATTACHMENT 1/2 GAS - STONE</b></p>	0	019459
<p>VACUUM brazed diamond electroplated router.                      This technology allows for the routing of soft stone and marble.                      With a diamond tip, this milling cutter is ideal for cutting a Z into the material, without pre-drilling.</p>		

<p><b>ROUTING FINGER Ø20 L110 VACUUM BRAZED - 1/2 GAS ATTACHMENT - NATURAL STONE</b></p>	0	<p><b>019460</b></p>
<p>VACUUM brazed diamond electroplated router.                      This technology allows for the routing of soft stone and marble.                      With a diamond tip, this milling cutter is ideal for cutting a Z into the material, without pre-drilling.</p>		
<p><b>ROUTING CUTTER Ø23 L40 - ATTACHMENT 1/2 GAS - QUARTZITE</b></p>	0	<p><b>024283</b></p>
<p>Special ceramic and QUARTZITE routing cutter.                      Allows routing in full pass.</p>		
<p><b>ROUTING CUTTER Ø20CHUCK L30 - ATTACHMENT 1/2 GAZ CERAMIC/DEKTON</b></p>	0	<p><b>K0000 599</b></p>
<p><b>INCLUDING :</b>                      1 x 025470 ROUTING CUTTER Ø20 -M10 MALE DEKTON / CERAMIC                      1 x 025469 ARBOR ROUTING Ø16 M10 L30 ATTACHMENT 1/2 GAS</p>		
<p><b>ROUTING FINGER UNDER ARBOR Ø30 - L170 - GRANITE</b></p>	0	<p><b>K0000 303</b></p>
<p>Router bit under chuck for all granite.                      It allows multi-pass trimming or stripping with small radii on a CNC machine.</p>		
<p><b>INCLUDING :</b>                      1 x 017323 ROUTING FINGER UNDER ARBOR - M18 FASTENING                      1 x 017905 ARBOR Ø25 BORE LENGTH 170 - Ø25 BORE ATTACHMENT - M18 ATTACHMENT</p>		
<p><b>ROUTING CUTTER Ø20 - ARBOR LENGTH 100 MM - ATTACHMENT 1/2 GAS - GRANITE</b></p>	0	<p><b>K0000 486</b></p>
<p>Milling cutter under chuck for all granites.                      It allows for multi-pass routing on a manual machine.</p>		
<p><b>INCLUDING :</b>                      1 x 020703 ROUTING CUTTER Ø20 L20 - ATTACHMENT M12 MALE - GRANITE                      1 x 012568 ARBOR ROUTING CUTTER Ø20 LENGTH 100 - 1/2 GAS M12</p>		
<p><b>SET OF ROUTING CUTTER Ø20MM + ARBOR LENTH 20MM - ATTACHMENT 1/2 GAS - GRANITE</b></p>	0	<p><b>K0000 602</b></p>
<p><b>INCLUDING :</b>                      1 x 020703 ROUTING CUTTER Ø20 L20 - ATTACHMENT M12 MALE - GRANITE                      1 x 025570 EXTENSION L55 - ATTACHMENT 1/2 GAS - M12 FOR ROUTING CUTTER WITH ATTACHMENT</p>		
<p><b>ROUTING CUTTER Ø20 - UNDER ARBOR LENGTH 100 MM - 1/2 GAS ATTACHMENT - MARBLE</b></p>	0	<p><b>K0000 507</b></p>
<p><b>INCLUDING :</b>                      1 x 019463 ROUTING CUTTER Ø20X12 - ATTACHMENT M12 MALE - MARBLE                      1 x 019480 ARBOR L90 FOR ROUTING CUTTER Ø20 - FITTING M12 - ATTACHMENT 1/2 GAS</p>		
<p><b>ROUTING CUTTER Ø20 - LENGTH ARBOR 100 MM - 1/2 GAS ATTACHMENT - MARBLE</b></p>	0	<p><b>K0000 508</b></p>
<p><b>INCLUDING :</b>                      1 x 019306 ROUTING CUTTER Ø20 L20 FOR MASSIVE WORK - ATTACHMENT M12 MALE - MARBLE                      1 x 019305 ARBOR L100 FOR ROUTING CUTTER Ø20 - FITTING M12 - ATTACHMENT 1/2 GAS</p>		

**ROUTING CUTTER Ø20 WITH ARBOR LENGTH 100 MM - ATTACHMENT 1/2 GAS - MARBLE**

0

**K0000 519**

**INCLUDING :**

- 1 x 019307 ROUTING CUTTER Ø20 L20 R10 FOR MASSIVE WORK - ATTACHMENT M12 MALE - MARBLE
- 1 x 019305 ARBOR L100 FOR ROUTING CUTTER Ø20 - FITTING M12 - ATTACHMENT 1/2 GAS



**ROUTING CUTTER Ø20 - ARBOR L30 - ATTACHMENT 1/2 GAS - GRANITE**

0

**K0000 600**

**INCLUDING :**

- 1 x 025471 ROUTING CUTTER Ø20 ATTACHMENT M10 - QUARTZITE
- 1 x 025469 ARBOR ROUTING Ø16 M10 L30 ATTACHMENT 1/2 GAS







# TOOLING

**SAWING**

**DRILLING**

**ROUTING**

**MILLING**

**DRAINBOARD**

**GROOVING**

**POLISHING**

**PROFILING**

**TEXTURING**

**MANUAL TOOLING**

**ENGRAVING**

**SHARPENING**

<p><b>SURFACING DIAMOND STUBBING WHEEL Ø150 REVERSIBLE - ROUGHING - Ø60 BORE (6/Ø100) - CONCRETE</b></p>	0	<p><b>022906</b></p>
<p>Solid roughing cutter for CNC and manual machines                      Reversible milling cutter                      Fast machining for the roughing of surfaces suitable for all large roughing works</p>		
<p><b>CALIBRATING WHEEL Ø200 - 6 HOLES - Ø60 BORE - ARCHITECTURAL CONCRETE</b></p>	0	<p><b>024603</b></p>
		
<p><b>SURFACING STUBBING WHEEL Ø150x15x5 REVERSIBLE - ROUGHING - Ø60 BORE (6/Ø100) - GRANITE</b></p>	0	<p><b>009321</b></p>
<p>Solid roughing cutter for CNC and manual machines                      Reversible milling cutter                      Fast machining for the roughing of surfaces suitable for all large roughing works (solid sink, sculptures, mouldings, etc...)</p>		
<p><b>MILLING WHEEL Ø200 REVERSIBLE - ROUGHING - BORE ATTACHMENT Ø60 (6/Ø100) - GRANITE</b></p>	0	<p><b>025087</b></p>
<p>Solid roughing milling cutter for CNC machine and manual machine. Reversible cutter.                      Rapid machining for roughing surfaces for all heavy roughing work (solid sink, sculpture, molding, etc.).</p>		
<p><b>EDGE CALIBRATION MILLING TOOL Ø150X23X10 -20 SEG ATTACHMENT Ø60 - REVERSIBLE - GRANITE</b></p>	0	<p><b>026006</b></p>
<p>Milling cutter allowing stone edge calibration.                      Can also be used for roughing surfaces for all heavy roughing work.                      Reversible cutter.</p>		
<p><b>MILLING WHEEL Ø150 REVERSIBLE - BORE ATTACHMENT Ø60 (6/Ø100)MARBLE - SOFT STONE</b></p>	0	<p><b>025606</b></p>
<p>Milling wheel Ø150 for working marble.                      Ideal for roughing flat surfaces or for shaping parts (solid sink, sculpture, etc.).</p>		
<p><b>DIAMOND PLATE Ø130 - ROUGHING - ATTACHMENT M24x200 - GRANITE</b></p>	0	<p><b>015700</b></p>
<p>Sintered diamond cutter especially designed for shaping profiles (ideally suited for small radii up to 40mm).</p>		
<p><b>DIAMOND PLATE Ø200 - ROUGHING BORE ATTACHMENT Ø50 (6/Ø110) CMG GRANITE</b></p>	0	<p><b>025839</b></p>
<p>Diamond plate for calibrating the edges of the pieces. To be used on TEP series machine</p>		

**INCREMENTAL ROUTER Ø6×10 - 1/2 GAS ATTACHMENT - DEKTON / CERAMIC**

Special DEKTON incremental routing cutter which allows for the machining of hobs or sinks to fit flush with the worktop.

0 019895



**INCREMENTAL ROUTER Ø8×10 - 1/2 GAS ATTACHMENT - DEKTON / CERAMIC**

Special DEKTON incremental routing cutter which allows for the machining of hobs or sinks to sit flush with the worktop.

0 019896



**INCREMENTAL ROUTER Ø10×10 - 1/2 GAS ATTACHMENT - DEKTON / CERAMIC**

Special DEKTON incremental routing cutter which allows for the machining of hobs or sinks to sit flush with the worktop.

0 019897



**INCREMENTAL ROUTER Ø12×10 - 1/2 GAS ATTACHMENT - DEKTON / CERAMIC**

Special DEKTON incremental routing cutter which allows for the machining of hobs or sinks to sit flush with the worktop.

0 019898



**INCREMENTAL ROUTER Ø6×15 - 1/2 GAS ATTACHMENT - GRANITE / QUARTZ**

Incremental router for machining hobs or sinks to fit flush with the worktop.  
It also allows, in solid machining, to cut out small surfaces or the roughing of bas-reliefs.

0 018657



**INCREMENTAL ROUTER Ø8×15 - 1/2 - GAS ATTACHMENT - GRANITE / QUARTZ**

Incremental routing cutter for machining hobs or sinks to fit flush with the worktop.  
It also allows, in solid machining, to cut out small surfaces or the roughing of bas-reliefs.

0 018658



**INCREMENTAL ROUTER Ø10×25 - 1/2 GAS ATTACHMENT - GRANITE / QUARTZ**

Incremental routing cutter for machining hobs or sinks to fit flush with the worktop.  
It also allows, in solid machining, to cut out small surfaces or the roughing of bas-reliefs.

0 018659



**INCREMENTAL ROUTER Ø20×42 - 1/2 GAS ATTACHMENT - GRANITE / QUARTZ**

Incremental routing cutter which allows for the making of recesses.  
Segmented on the underside, it allows roughing in solid machining and the cutting out of small surfaces.

0 018660



**INCREMENTAL ROUTER Ø12x20 - ATTACHMENT 1/2 GAS - GRANITE / QUARTZ**

Incremental routing cutter for machining hobs or sinks to fit flush with the worktop.  
It also allows, in solid machining, to cut out small surfaces or the roughing of bas-reliefs.

0 019471



**BALL-END CUTTER Ø120 H60 R50 VACUUM - ROUGHING - Ø35 BORE FASTENING - CONCRETE**

Milling cutters for use after shaping solid sinks.

0 025542



**BALL-END CUTTER Ø120 H60 R25 VACUUM - FINISHING - Ø35 BORE FASTENING - CONCRETE**

Milling cutters for use after shaping solid sinks.

0 025543



**MILLING TOOL SET FOR MASSIVE SINKS Ø85 - H35 - R30 - BORE Ø35 - GRANITE / QUARTZ**

Milling cutters for use after shaping solid sinks.

0 K000 403



**INCLUDING :**

- 1 x 019733 SEGMENTED SEMI-SPHERICAL ROUTER-Ø85 H60 R25 -ROUGHT - BORE Ø35 -GRANITE / QUARTZ.
- 1 x 019734 SEGMENTED SEMI SPHERICAL ROUT ER Ø85 H60 R25 - FINISH - ATTACHMENT BORE Ø35- GRAN

**MILLING TOOL SET FOR MASSIVE SINKS Ø60 - H60 R20 - BORE Ø35 GRANITE / QUARTZ**

Milling cutters for use after shaping solid sinks.

0 K000 404



**INCLUDING :**

- 1 x 018311 BALL-END CUTTER Ø60 H35 R30 - ROUGHING - 1/2 GAS FASTENING - GRANITE / QUARTZ
- 1 x 018312 BALL-END CUTTER Ø60 H35 R30 - FINISHING - 1/2 GAS FASTENING - GRANITE / QUARTZ

**MILLING TOOL SET FOR MASSIVE SINKS Ø30 H20 R15 - 1/2 GAS -GRANITE / QUARTZ**

Milling cutters for use after shaping solid sinks. Specifically designed for marble.

0 K000 594



**INCLUDING :**

- 1 x 024924 BALL-END CUTTER Ø30 H20 R15 - ROUGHING - 1/2 GAS FASTENING - GRANITE
- 1 x 024925 BALL-END CUTTER Ø30 H20 R15 - FINISHING - 1/2 GAS FASTENING - GRANITE

**BALL-END CUTTER Ø30 H30 R15 VACUUM BRAZED - 1/2 GAS FASTENING - MARBLE**

Milling cutter used for shaping. Specifically designed for marble.

0 019308



**BALL-END CUTTER Ø50 H40 R25 VACUUM BRAZED - 1/2 GAS FASTENING - MARBLE**

Milling cutter used for shaping. Specifically designed for marble.

0 019385



**BALL-END CUTTER Ø40 H40 R20 VACUUM BRAZED - 1/2 GAS FASTENING - MARBLE**

0 **019717**

Milling cutter used for shaping. Specifically designed for marble.



**MILLING TOOL SET FOR MASSIVE SINKS Ø85 - H60 - R25 - BORE Ø35 - MARBLE**

0 **K0000 402**

Milling cutters for use after shaping solid sinks. Specifically designed for marble.



**INCLUDING :**

- 1 x 019731 BALL-END CUTTER Ø85 H60 R25 VACUUM - ROUGHING - Ø35 BORE FASTENING - MARBLE
- 1 x 019732 BALL-END CUTTER Ø85 H60 R25 VACUUM - FINISHING - Ø35 BORE FASTENING - MARBLE
- 2 x 025070 BALL-END CUTTER ATTACHMENT Ø80 - Ø35 L90 FASTENING - 1/2 GAS ATTACHMENT

**STUBBING WHEEL Ø60 - 1/2 GAS ATTACHMENT - DEKTON / CERAMIC**

0 **K0000 505**

Milling cutter Ø60 for machining ceramic and DEKTON.

Ideal for roughing out flat surfaces or for shaping pieces (solid sinks, sculptures, etc.).



**INCLUDING :**

- 1 x 022800 MILLING TOOL Ø60 - ATTACHMENT BORE Ø14 (3/Ø25) - CERAMIC / DEKTON
- 1 x 017296 STUBBING WHEEL ATTACHMENT Ø54 L90 - 1/2 GAS ATTACHMENT - Ø14 BORE (3/Ø25) ATTACHMENT

**STUBBING WHEEL Ø88 - BORE ATTACHMENT Ø35 - DEKTON / CERAMIC**

0 **K0000 506**

Milling cutter Ø88 for machining ceramic and DEKTON.

Ideal for roughing out flat surfaces or for shaping pieces (solid sinks, sculptures, etc.).



**INCLUDING :**

- 1 x 023572 MILLING TOOL Ø88X30X7 UHS - ATTACHMENT BORE Ø50 (3/Ø63)
- 1 x 016992 ATTACHMENT MILLING TOOL Ø91 - ATTACHMENT BORE Ø35 - FITTING BORE Ø50 (3/Ø63)

**STUBBING WHEEL Ø87 REVERSIBLE - BORE ATTACHMENT Ø35 - MARBLE**

0 **K0000 355**

Milling cutter Ø87 for machining marble.

Ideal for roughing out flat surfaces or for shaping pieces (solid sinks, sculptures, etc.).



**INCLUDING :**

- 1 x 012401 STUBBING WHEEL Ø87x20 ELECTROPLATED - Ø50 BORE FASTENING (3/Ø63) - MARBLE
- 1 x 016992 ATTACHMENT MILLING TOOL Ø91 - ATTACHMENT BORE Ø35 - FITTING BORE Ø50 (3/Ø63)

**STUBBING WHEEL Ø50 REVERSIBLE - ATTACHMENT 1/2 GAS - MARBLE**

0 **K0000 356**

Milling cutter Ø50 for machining marble.

Ideal for roughing out flat surfaces or for shaping pieces (solid sinks, sculptures, etc.).



**INCLUDING :**

- 1 x 018762 STUBBING WHEEL Ø50x20 ELECTROPLATED - Ø14 BORE FASTENING (3/Ø25) - MARBLE
- 1 x 017296 STUBBING WHEEL ATTACHMENT Ø54 L90 - 1/2 GAS ATTACHMENT - Ø14 BORE (3/Ø25) ATTACHMENT

**STUBBING WHEEL Ø100 - M24 ATTACHMENT - GRANITE**

0 **011980**

Milling cutter Ø50 for machining marble.

Ideal for roughing out flat surfaces or for shaping pieces (solid sinks, sculptures, etc.).



**STUBBING WHEEL Ø50 VACUUM - 1/2 GAS ATTACHMENT - STONE**

0 **K0000 516**

Milling cutter Ø50 for machining stone.

Ideal for roughing out flat surfaces or for shaping pieces (solid sinks, sculptures, etc.).



**INCLUDING :**

- 1 x 019806 MILLING TOOL Ø50X20 VACUUM BRAZED - ATTACHMENT BORE Ø14 (3/Ø25) - SOFT STONE
- 1 x 017296 STUBBING WHEEL ATTACHMENT Ø54 L90 - 1/2 GAS ATTACHMENT - Ø14 BORE (3/Ø25) ATTACHMENT

**STUBBING WHEEL Ø87 VACUUM - BORE ATTACHMENT Ø35 - STONE**

0 **K0000 517**

Milling cutter Ø87 for machining stone.

Ideal for roughing out flat surfaces or for shaping pieces (solid sinks, sculptures, etc.).



**INCLUDING :**

- 1 x 019807 STUBBING WHEEL Ø87x20 VACUUM BRAZED - Ø50 BORE FASTENING (3/Ø63) - SOFT STONE
- 1 x 016992 ATTACHMENT MILLING TOOL Ø91 - ATTACHMENT BORE Ø35 - FITTING BORE Ø50 (3/Ø63)

**STUBBING WHEEL Ø54 DOUBLE-SIDED - ATTACHMENT 1/2 GAS - GRANITE**

0 **K0000 240**

Fast machining milling cutter for CNC machines.

Ideal for roughing out flat surfaces or for shaping pieces (solid sink, drainer, prie-Dieu, sculpture, moulding...etc).



**INCLUDING :**

- 1 x 017295 STUBBING WHEEL Ø54X25X7 UHS - Ø14 BORE (3/Ø25) ATTACHMENT - GRANITE / QUARTZ
- 1 x 017296 STUBBING WHEEL ATTACHMENT Ø54 L90 - 1/2 GAS ATTACHMENT - Ø14 BORE (3/Ø25) ATTACHMENT

**REVERSIBLE STUBBING WHEEL Ø91 - BORE ATTACHMENT Ø35 - GRANITE**

0 **K0000 349**

Ø91mm high speed milling cutter for CNC machines.

Ideal for making recesses, roughing or shaping your pieces or prie-Dieu.



**INCLUDING :**

- 1 x 016993 MILLING TOOL Ø91X30X7 UHS - ATTACHMENT BORE Ø50 (3/Ø63) - GRANITE / QUARTZ
- 1 x 016992 ATTACHMENT MILLING TOOL Ø91 - ATTACHMENT BORE Ø35 - FITTING BORE Ø50 (3/Ø63)

**SURFACING STUBBING WHEEL Ø150x15x5 REVERSIBLE - ROUGHING - Ø50 BORE (3/Ø63) - GRANITE**

0 **K0000 623**

**INCLUDING :**

- 1 x 027150 SURFACING STUBBING WHEEL Ø150x15x5 REVERSIBLE - ROUGHING - Ø60 BORE (6/Ø100) - GRANITE
- 1 x 014407 ATTACHMENT MILLING TOOL - ATTACHMENT 1/2 GAS - FITTING BORE Ø50 (3/Ø63)



**45° V-GROVING MILLING SET H35 - 1/2 GAS ATTACHMENT GRANITE / QUARTZ**

0 **K0000 411**

**INCLUDING :**


- 1 x 018178 CONICAL MILLING CUTTER 45° Ø80 - POS 1 - 1/2 GAS FASTENING - GRANITE / QUARTZ
- 1 x 018179 CONICAL MILLING CUTTER 45° Ø80 - POS 2 - 1/2 GAS FASTENING - GRANITE / QUARTZ



**SET OF CONICAL MILLING CHAMFERING CUTTERS 27° - GRANITE**

0 **K0000 350**

Milling Kit with 2 conical milling tools at 27° which allows to shape straight and tapering chamfers on straight or curves edges with a thickness under 50 mm.



**INCLUDING :**

- 1 x 014474 CONICAL MILLING CUTTER 27° Ø150 - POS 1 - Ø35 BORE FASTENING - GRANITE
- 1 x 014473 CONICAL MILLING CUTTER 27° Ø150 - POS 2 - Ø35 BORE FASTENING - GRANITE

**45° V-GROVING MILLING SET H35 Ø140MM BORE Ø35 - GRANITE / QUARTZ**

0 **K0000 608**

**INCLUDING :**

- 1 x 017514 CONICAL CUTTER 45° - POS 1 - ATTACHMENT BORE Ø35 - GRANITE / QUARTZ SURFACE
- 1 x 012846 CONICAL CUTTER 45° - POS 1 - ATTACHMENT BORE Ø35 - GRANITE / QUARTZ SURFACE



**METAL MILLING CUTTER Ø80 - L120 - POS 0 - ROUGHING - MOUNTED ON BT40 TOOL HOLDER**

0

**AS 01 425**

120mm height milling roller.

Allows roughing out and shaping coves, curved stelae or in the shape of a policeman's hat.



**METAL MILLING CUTTER Ø80 - L170 - POS 0 - ROUGHING - MOUNTED ON BT40 TOOL HOLDER**

0

**AS 01 426**

170mm height milling roller.

Allows roughing out and shaping coves, curved stelae or in the shape of a policeman's hat.



**METAL MILLING CUTTER Ø80 - L210 - POS 0 - ROUGHING - MOUNTED ON BT40 TOOL HOLDER**

0

**AS 01 427**

210mm height milling roller.

Allows roughing out and shaping coves, curved stelae or in the shape of a policeman's hat.



**METAL MILLING CUTTER Ø80 - L170 - POS 0 - ROUGHING - MOUNTED ON BT50 TOOL HOLDER**

0

**AS 01 428**

1701mm height milling roller.

Allows roughing out and shaping coves, curved stelae or in the shape of a policeman's hat.







# TOOLING

**SAWING**

**DRILLING**

**ROUTING**

**MILLING**

**DRAINBOARD**

**GROOVING**

**POLISHING**

**PROFILING**

**TEXTURING**

**MANUAL TOOLING**

**ENGRAVING**

**SHARPENING**

**MILLING AND POLISHING SET FOR SURFACE DRAINBOARDS WITH 60° INCLINE EDGES - QUARTZ**

Set of 9 tools for the milling and polishing of quartz kitchen drainboards with a 60° angle finish.  
Pneumatic pressure mandatory.

**INCLUDING :**

- 1 x 016993 MILLING TOOL Ø91X30X7 UHS - ATTACHMENT BORE Ø50 (3/Ø63) - GRANITE / QUARTZ
- 1 x 016994 DIAMOND WHEEL Ø104 mm 60° - POS 1 - ATTACHMENT BORE Ø35 - GRANITE / QUARTZ
- 1 x 016995 DIAMOND WHEEL Ø104 mm 60° - POS 2 - ATTACHMENT BORE Ø35 - GRANITE / QUARTZ
- 1 x 017923 DIAMOND WHEEL Ø110 mm 60° - GRIT 100R - TORNADO - QUARTZ
- 1 x 017924 DIAMOND WHEEL Ø110 mm 60° - GRIT 200R - TORNADO - QUARTZ
- 1 x 017925 DIAMOND WHEEL Ø110 mm 60° - GRIT 500R - TORNADO - QUARTZ
- 1 x 017926 MEULE DIAMANTÉE Ø110 mm 60° - GRAIN 1000R - FIXATION TORNADO - QUARTZ
- 1 x 017927 DIAMOND WHEEL Ø110 mm 60° - GRIT 2000R - TORNADO - QUARTZ
- 1 x 017928 DIAMOND WHEEL Ø110 mm 60° - GRIT 3000R - TORNADO - QUARTZ



0 K0000 331

**MILLING AND POLISHING SET FOR SURFACE DRAINBOARDS WITH 60° INCLINE EDGES - GRANITE**

Set of 9 tools for the milling and polishing of granite kitchen drainboards with a 60° angle finish.  
Pneumatic pressure mandatory.

**INCLUDING :**

- 1 x 016993 MILLING TOOL Ø91X30X7 UHS - ATTACHMENT BORE Ø50 (3/Ø63) - GRANITE / QUARTZ
- 1 x 016994 DIAMOND WHEEL Ø104 mm 60° - POS 1 - ATTACHMENT BORE Ø35 - GRANITE / QUARTZ
- 1 x 016995 DIAMOND WHEEL Ø104 mm 60° - POS 2 - ATTACHMENT BORE Ø35 - GRANITE / QUARTZ
- 1 x 016996 DIAMOND WHEEL Ø114 mm 60° - POS 3 - GRIT 325 - ATTACHMENT BORE Ø35 - GRANITE
- 1 x 016997 DIAMOND WHEEL Ø114 mm 60° - POS 4 - GRIT 600 - ATTACHMENT BORE Ø35 - GRANITE
- 1 x 016998 DIAMOND WHEEL Ø114 mm 60° - POS 5 - GRIT 800 - ATTACHMENT BORE Ø35 - GRANITE
- 1 x 016999 DIAMOND WHEEL Ø114 mm 60° - POS 6 - GRIT 1500 - ATTACHMENT BORE Ø35 - GRANITE
- 1 x 017000 DIAMOND WHEEL Ø114 mm 60° - POS 7 - GRIT 3000 - ATTACHMENT BORE Ø35 - GRANITE
- 1 x 016162 TORNADO FELT Ø100X20X12 mm 90° - POS 8 - GRANITE



0 K0000 330

**SET OF TOOLS FOR DRAINBOARDS - 45° WITH TILTING EDGES - MANUAL MACHINES - GRANITE**

Set of 7 tools for the milling and polishing of granite kitchen drainboards with a 45° angle finish.  
Pneumatic pressure mandatory.

**MANUAL MACHINES ONLY**

**INCLUDING :**

- 1 x 011980 STUBBING WHEEL Ø100 - M24 ATTACHMENT - GRANITE
- 1 x 009841 DIAMOND WHEEL Ø120 45° - BLACK - M24 ATTACHMENT - GRANITE
- 1 x 009842 DIAMOND WHEEL Ø120 45° - BLUE - M24 ATTACHMENT - GRANITE
- 1 x 009843 DIAMOND WHEEL Ø120 45° - RED - M24 ATTACHMENT - GRANITE
- 1 x 009844 DRAINBOARD DIAMOND WHEEL Ø120 mm 45° - SILVER - ATTACHMENT M24X200 - GRANITE
- 1 x 009845 DRAINBOARD DIAMOND WHEEL Ø120 mm 45° - GREEN - ATTACHMENT M24X200 - GRANITE
- 1 x 016162 TORNADO FELT Ø100X20X12 mm 90° - POS 8 - GRANITE



0 K0000 529

# TOOLING

**SAWING**

**DRILLING**

**ROUTING**

**MILLING**

**DRAINBOARD**

**GROOVING**

**POLISHING**

**PROFILING**

**TEXTURING**

**MANUAL TOOLING**

**ENGRAVING**

**SHARPENING**

**SET OF 4 GROOVING CUTTERS Ø12 - ATTACHMENT 1/2 GAS - DEKTON**

0 **K0000 416**

Ø12 mm grooving fingers for making grooves on DEKTON or ceramic.



**INCLUDING :**

- 1 x 019902 FLUTING BIT Ø12 R6 - POS 1 - 1/2 GAS FASTENING - DEKTON
- 1 x 019903 FLUTING BIT Ø12 R6 - POS 2 - 1/2 GAS FASTENING - DEKTON
- 1 x 019957 FLUTING BIT Ø12 R6 - POS 3 - 1/2 GAS FASTENING - DEKTON
- 1 x 019958 FLUTING BIT Ø12 R6 - POS 4 - 1/2 GAS FASTENING - DEKTON

**SET OF 4 GROOVING CUTTERS Ø14 mm - ATTACHMENT 1/2 GAS - GRANITE / QUARTZ**

0 **K0000 001**

Ø14 mm grooving fingers for making grooves (drainboards, wall decorations, designs, etc.) on granite or quartz.



**INCLUDING :**

- 1 x 011015 GROOVING CUTTER Ø14 R7.5 - POS 1 - ATTACHMENT 1/2 GAS - GRANITE / QUARTZ
- 1 x 011016 GROOVING CUTTER Ø14 R7.5 - POS 2 - ATTACHMENT 1/2 GAS - GRANITE / QUARTZ
- 1 x 011017 GROOVING CUTTER Ø14 R7.5 - POS 3 - ATTACHMENT 1/2 GAS - GRANITE / QUARTZ
- 1 x 012024 GROOVING CUTTER Ø14 R7.5 - POS 4 - ATTACHMENT 1/2 GAS - GRANITE / QUARTZ

**SET OF 4 GROOVING CUTTERS Ø12 mm - ATTACHMENT 1/2 GAS - GRANITE / QUARTZ**

0 **K0000 338**

Ø12 mm grooving fingers for making grooves (drainboards, wall decorations, designs, etc.) on granite or quartz.



**INCLUDING :**

- 1 x 019065 FLUTING BIT Ø12 R6 - POS 1 - 1/2 GAS FASTENING - GRANITE / QUARTZ
- 1 x 019066 FLUTING BIT Ø12 R6 - POS 2 - 1/2 GAS FASTENING - GRANITE / QUARTZ
- 1 x 019067 FLUTING BIT Ø12 R6 - POS 3 - 1/2 GAS FASTENING - GRANITE / QUARTZ
- 1 x 019068 FLUTING BIT Ø12 R6 - POS 4 - 1/2 GAS FASTENING - GRANITE / QUARTZ

**SET OF 4 GROOVING CUTTERS Ø10 mm - ATTACHMENT 1/2 GAS - GRANITE / QUARTZ**

0 **K0000 510**

Ø10 mm grooving fingers for making grooves (drainboards, wall decorations, designs, etc.) on granite or quartz.



**INCLUDING :**

- 1 x 020158 FLUTING BIT Ø10 R5 - POS 1 - 1/2 GAS FASTENING - GRANITE / QUARTZ
- 1 x 020159 FLUTING BIT Ø10 R5 - POS 2 - 1/2 GAS FASTENING - GRANITE / QUARTZ
- 1 x 020160 FLUTING BIT Ø10 R5 - POS 3 - 1/2 GAS FASTENING - GRANITE / QUARTZ
- 1 x 020161 FLUTING BIT Ø10 R5 - POS 4 - 1/2 GAS FASTENING - GRANITE / QUARTZ

**SET OF 3 BLADES OF GROOVING Ø128x10 FOR ANGLE DRIVE - Ø22.2 BORE - GRANITE / QUARTZ**

0 **K0000 619**

Set up on Modulo, these discs provide a polished finish.  
Only straight grooves are possible.



**FLUTING BLADES Ø400 SEGMENT H10 EP4 - BORE Ø50 (8/Ø170) - CONCRETE**

0 **025428**

Grooving disc.

Mounts only on the groover option.



**FLUTING BLADES Ø400-SEGMENT H16 -BORE Ø50 (8/Ø170) GRANITE / QUARTZ**

0 **025429**

Grooving disc.

Mounts only on the groover option.



**FLUTING BLADES Ø200 SEGMENTS H5 - EP6 BORE ATTACHMENT Ø50 (6/Ø110) -CMG GRANITE**

0

**027031**

Sawing or grooving disc, ideal for making cut-outs for inserting reinforcements

For use on TEP series machines





# TOOLING

**SAWING**

**DRILLING**

**ROUTING**

**MILLING**

**DRAINBOARD**

**GROOVING**

**POLISHING**

**PROFILING**

**TEXTURING**

**MANUAL TOOLING**

**ENGRAVING**

**SHARPENING**

**POLISHING SET FOR CONCAVE DRAINBOARDS - GRANITE**

0 **K0000 017**

This concave drainer polishing kit includes a set of PAD Ø130 flexible diamonds and is used with a gimbal to smooth out a shower tray or to polish a concave drainer.

To roughen the shape, the Ø54 or Ø91 router can be used.

**INCLUDING :**

- 1 x 012545 FLEXIBLE DIAMOND Ø 130 GRIT 50 GRAIN 50 - POLISSAGE CONCAVE - ATTACHMENT VELCRO
- 1 x 012546 FLEXIBLE DIAMOND Ø130 - GRIT 100 - POLISH CONCAVE - ATTACHMENT VELCRO
- 1 x 012547 FLEXIBLE DIAMOND Ø130 - GRIT 200 - POLISH CONCAVE - ATTACHMENT VELCRO
- 1 x 012548 FLEXIBLE DIAMOND Ø130 - GRIT 400 - POLISH CONCAVE - ATTACHMENT VELCRO
- 1 x 012549 FLEXIBLE DIAMOND Ø130 - GRIT 800 - POLISH CONCAVE - ATTACHMENT VELCRO
- 1 x 012550 FLEXIBLE DIAMOND Ø130 - GRIT 1500 - POLISH CONCAVE - ATTACHMENT VELCRO
- 1 x 012551 FLEXIBLE DIAMOND Ø130 - GRIT 3000 - POLISH CONCAVE - ATTACHMENT VELCRO
- 1 x 012552 FLEXIBLE DIAMANT Ø 130 - FELT - POLISH CONCAVE - ATTACHMENT VELCRO



**SET OF POLISHING TOOLS ARISES - M24 - 3 POSITIONS - GRANITE (G)**

0 **K0000 108**

**INCLUDING :**

- 1 x 009061 CONICAL BRICK Ø110- GRIT 400R - M24 - GRANITE
- 1 x 009062 BRICK Ø110 MM - GRIT 800 - M24 - GRANITE
- 1 x 009063 BRICK Ø100 MM - FELT - M24 - GRANITE



**CHAMFER AND EDGE POLISHING KIT WITH WATER PASSAGE - 6 POSITIONS**

0 **K0000 247**

**INCLUDING :**

- 1 x 017300 FLEXIBLE DIAMOND Ø100mm GRIT 30 WITHOUT BORE
- 1 x 017301 FLEXIBLE DIAMOND Ø100 mm - GRIT 120 - WITHOUT BORE
- 1 x 017303 FLEXIBLE DIAMOND Ø100 - GRIT 400 - WITHOUT BORE
- 1 x 017304 FLEXIBLE DIAMOND Ø100 mm - GRIT 800 - WITHOUT BORE
- 1 x 017305 FLEXIBLE DIAMOND Ø100 mm - GRIT 1500 - WITHOUT BORE
- 1 x 017299 FLEXIBLE DIAMOND Ø100 mm - FELT - WITHOUT BORE



**SET OF POLISHING TOOLS FOR UPPER AND LOWER ARISES WHEELS 45° - STANDARD - 3 POS (G)**

0 **K0000 410**

**INCLUDING :**

- 2 x 023204 METAL MILLING CUTTER Ø130 45° - SEMI-FINISHING - Ø35 BORE FASTENING - GRANITE
- 2 x 023205 RESIN WHEEL Ø130 45° - GRIT 1000 - Ø35 BORE ATTACHMENT - GRANITE
- 2 x 023206 RESIN WHEEL Ø130 45° - FELT - Ø35 BORE FASTENING - GRANITE



**POLISHING SET FOR FLAT EDGES UP TO 50MM, RADIUS, ARISES AND CHAMFER - 7 POS**

0 **K0000 441**

Polishing kit for flat edges up to 50 mm, straight and tapered bevels, radius and edges.

This kit does not contain a roughing cutter and does not polish curves.

**INCLUDING :**

- 1 x 020499 SNAIL FITTING BRICK Ø 120 400R
- 1 x 020664 EGDE POLISHING PAD Ø130 - POS1 - GREEN - SNAIL FIXATION - GRANITE / QUARTZ
- 1 x 020665 EGDE POLISHING PAD Ø130 - POS2 - WHITE - SNAIL FIXATION - GRANITE / QUARTZ
- 1 x 020666 EGDE POLISHING PAD Ø130 - POS3 - YELLOW - SNAIL FIXATION - GRANITE / QUARTZ
- 1 x 020668 EGDE POLISHING PAD Ø130 - POS5 ORNAGE - SNAIL FIXATION - GRANITE / QUARTZ
- 1 x 020669 EGDE POLISHING PAD Ø130 - POS6 - GREEN - SNAIL FIXATION - GRANITE / QUARTZ
- 1 x 017530 SNAIL FITTING BRICK Ø120 - FELT



**POLISHING SET FOR CURVED CHAMFERS AND UPPER ARISES WITH FLEXIBLE DIAMONDS**

0 **K0000 487**

Pad kit for polishing straight and curved chamfers and upper arises. It allows for shaping and polishing the top edge.

**INCLUDING :**

- 1 x 023494 POLISHING PAD Ø100 HIGH QUALITY - GRIT 50 - VELCRO ATTACHMENT (NEON YELLOW)
- 1 x 023495 POLISHING PAD Ø100 HIGH QUALITY - GRIT 100 - VELCRO ATTACHMENT (RED)
- 1 x 023496 POLISHING PAD Ø100 HIGH QUALITY - GRIT 200 - VELCRO ATTACHMENT (YELLOW)
- 1 x 023497 POLISHING PAD Ø100 HIGH QUALITY - GRIT 400 - VELCRO ATTACHMENT (BLUE)
- 1 x 023498 POLISHING PAD Ø100 HIGH QUALITY - GRIT 800 - VELCRO ATTACHMENT (GREEN)
- 1 x 023499 POLISHING PAD Ø100 HIGH QUALITY - GRIT 1500 - VELCRO ATTACHMENT (ORANGE)
- 1 x 023501 POLISHING PAD Ø100 HIGH QUALITY - GRIT 3000 - VELCRO ATTACHMENT (PINK)





**SET OF POLISHING TOOLS FOR UPPER AND LOWER ARISES 45° - HIGH QUALITY (G)**

0 **K0000 551**

**INCLUDING :**

- 2 x 023204 METAL MILLING CUTTER Ø130 45° - SEMI-FINISHING - Ø35 BORE FASTENING - GRANITE
- 2 x 023913 RESIN WHEEL Ø130 45° - GRIT 500 - Ø35 BORE ATTACHMENT - GRANITE
- 2 x 023205 RESIN WHEEL Ø130 45° - GRIT 1000 - Ø35 BORE ATTACHMENT - GRANITE
- 2 x 023914 RESIN WHEEL Ø130 45° - GRIT 2000 - Ø35 BORE ATTACHMENT - GRANITE
- 2 x 023206 RESIN WHEEL Ø130 45° - FELT - Ø35 BORE FASTENING - GRANITE



**SET OF 5 RIGID DIAMOND PLATES Ø100 - MANUAL - VELCRO ATTACHMENT - CONCRETE**

0 **K0000 572**

**INCLUDING :**

- 1 x 021315 DIAMOND PLATE Ø100 - GRIT 40 - VELCRO ATTACHMENT - ARCHITECTURAL CONCRETE
- 1 x 021317 DIAMOND PLATE Ø100 - GRIT 120 - VELCRO ATTACHMENT - ARCHITECTURAL CONCRETE
- 1 x 021318 DIAMOND PLATE Ø100 - GRIT 300 - VELCRO ATTACHMENT - ARCHITECTURAL CONCRETE
- 1 x 021319 DIAMOND PLATE Ø100 - GRIT 800 - VELCRO ATTACHMENT - ARCHITECTURAL CONCRETE
- 1 x 021320 DIAMOND PLATE Ø100 - GRIT 1800 - VELCRO ATTACHMENT - ARCHITECTURAL CONCRETE



**SET OF 8 RIGID DIAMOND PLATES Ø250 - CALIBRATED - VELCRO ATTACHMENT - CONCRETE**

0 **K0000 573**

**INCLUDING :**

- 1 x 024115 DIAMOND PLATE Ø250 RIGID - GRIT 30 - VELCRO ATTACHMENT - ARCHITECTURAL CONCRETE
- 1 x 024116 DIAMOND PLATE Ø250 RIGID - GRIT 80 - VELCRO ATTACHMENT - ARCHITECTURAL CONCRETE
- 1 x 024117 DIAMOND PLATE Ø250 RIGID - GRIT 220 - VELCRO ATTACHMENT - ARCHITECTURAL CONCRETE
- 1 x 024118 DIAMOND PLATE Ø250 RIGID - GRIT 400 - VELCRO ATTACHMENT - ARCHITECTURAL CONCRETE
- 1 x 024119 DIAMOND PLATE Ø250 RIGID - GRIT 800 - VELCRO ATTACHMENT - ARCHITECTURAL CONCRETE
- 1 x 024120 DIAMOND PLATE Ø250 RIGID - GRIT 1200 - VELCRO ATTACHMENT - ARCHITECTURAL CONCRET
- 1 x 024121 DIAMOND PLATE Ø250 RIGID - GRIT 1800 - VELCRO ATTACHMENT - ARCHITECTURAL CONCRET
- 1 x 024122 DIAMOND PLATE Ø250 RIGID - GRIT 3500 - VELCRO ATTACHMENT - ARCHITECTURAL CONCRET



**SMALL MILLING SET 45° ARISES - 3 POSITIONS - GRANITE**

0 **K0000 592**

Milling kit made of 3 conical cutters at 45°, which allows to make slight lower and upper arises with a height of up to 10mm.

Suitable for a bowl radius over 18 mm.

**Important:**

These tools can be used up to a thickness of 30mm.

Possible to add a 100mm 1/2 gas / 1/2 gas extension for an extension of the tool (ref: 020495).

**INCLUDING :**

- 1 x 024898 CONICAL MILLING CUTTER 45° Ø40 - POS 1 - CHAMFER 10 - 1/2 GAS ATTACHMENT - GRANITE
- 1 x 024899 CONICAL MILLING CUTTER 45° Ø40 - POS 2 - CHAMFER 10 - 1/2 GAS ATTACHMENT - GRANITE
- 1 x 024900 CONICAL MILLING CUTTER 45° Ø40 - POS 3 - CHAMFER 10 - 1/2 GAS ATTACHMENT - GRANITE



**SET OF Ø120 POLISHING PLATE - UPPER ARISES - 3 POS (G)**

0 **K0000 593**

**INCLUDING :**

- 2 x 020499 SNAIL FITTING BRICK Ø 120 400R
- 2 x 017529 SNAIL FITTING BRICK Ø120 N°800
- 2 x 017530 SNAIL FITTING BRICK Ø120 - FELT



**POLISHING SET SNAIL FITTING BRICK Ø120 FLATE EDGES UP TO H40 RADIUS + ARISES - 5 POS G**

0 **K0000 603**

**INCLUDING :**

- 1 x 020499 SNAIL FITTING BRICK Ø 120 400R
- 1 x 017526 SNAIL FITTING BRICK Ø 120 - GRIT 120
- 1 x 017528 SNAIL FITTING BRICK Ø120 - GRIT 400
- 1 x 017529 SNAIL FITTING BRICK Ø120 N°800
- 1 x 017530 SNAIL FITTING BRICK Ø120 - FELT



**POLISHING SET FOR FLAT Ø150 CMG MACHINE TEP 10.33**

0 **K0000 605**

**INCLUDING :**

- 1 x 025828 DIAMOND WHEEL Ø150 POS 0 CMG SNAIL FITTING ALL MATERIALS
- 2 x 025829 DIAMOND WHEEL Ø150 POS 1 CMG SNAIL FITTING ALL MATERIALS
- 2 x 025830 DIAMOND WHEEL Ø150 POS 2 CMG SNAIL FITTING ALL MATERIALS
- 1 x 025831 DIAMOND WHEEL Ø150 POS 3 CMG SNAIL FITTING ALL MATERIALS
- 1 x 025832 DIAMOND WHEEL Ø150 POS 4 CMG SNAIL FITTING ALL MATERIALS
- 1 x 025833 DIAMOND WHEEL Ø150 POS 5 CMG SNAIL FITTING ALL MATERIALS
- 1 x 025834 DIAMOND WHEEL Ø150 POLISHING POSITION 1 - CMG ALL MATERIALS
- 1 x 025835 DIAMOND WHEEL Ø150 POLISHING POSITION 2 - CMG ALL MATERIALS



**POLISHING SET - CMG MACHINE ARISE UPPER AND DOWNER GRANITE COMPOSITE MARBLE 3 POS**

0 **K0000 606**

**INCLUDING :**

- 6 x 025836 WHEEL Ø130 - POS 1 ARISE UPPER AND DOWNER CMG - ALL MATERIALS
- 6 x 025837 WHEEL Ø130 - POS 2 ARISE UPPER AND DOWNER CMG - ALL MATERIALS
- 6 x 025838 WHEEL Ø130 - POS 3 ARISE UPPER AND DOWNER CMG - ALL MATERIALS



**POLISHING SET FOR FLATØ150 CMG MACHINE TEP 8.33**

0 **K0000 607**

**INCLUDING :**

- 1 x 025828 DIAMOND WHEEL Ø150 POS 0 CMG SNAIL FITTING ALL MATERIALS
- 1 x 025829 DIAMOND WHEEL Ø150 POS 1 CMG SNAIL FITTING ALL MATERIALS
- 1 x 025830 DIAMOND WHEEL Ø150 POS 2 CMG SNAIL FITTING ALL MATERIALS
- 1 x 025831 DIAMOND WHEEL Ø150 POS 3 CMG SNAIL FITTING ALL MATERIALS
- 1 x 025832 DIAMOND WHEEL Ø150 POS 4 CMG SNAIL FITTING ALL MATERIALS
- 1 x 025833 DIAMOND WHEEL Ø150 POS 5 CMG SNAIL FITTING ALL MATERIALS
- 1 x 025834 DIAMOND WHEEL Ø150 POLISHING POSITION 1 - CMG ALL MATERIALS
- 1 x 025835 DIAMOND WHEEL Ø150 POLISHING POSITION 2 - CMG ALL MATERIALS



**POLISHING SET SMALL SURFACES (ARISE WITH VERTICAL ANGLE) - M24 - 5 POS - GRANIT (G)**

0 **K0000 618**

**INCLUDING :**

- 2 x 009061 CONICAL BRICK Ø110- GRIT 400R - M24 - GRANITE
- 2 x 026629 BRICK Ø110 MM - GRIT 120 - M24 - GRANITE
- 2 x 026630 BRICK Ø110 MM - GRIT 320 - M24 - GRANITE
- 2 x 009062 BRICK Ø110 MM - GRIT 800 - M24 - GRANITE
- 2 x 009063 BRICK Ø100 MM - FELT - M24 - GRANITE



**POLISHING SET - CMG MACHINE ARISE UPPER AND DOWNER CERAMIC/DEKTON- 3 POS QUALITY+**

0 **K0000 620**

**INCLUDING :**

- 2 x 026861 DIAMOND WHEEL Ø130 45°MILLING ARISES CMG M30 - TOUS MATERIAUX
- 2 x 026862 WHEEL Ø130-K500 ARISE UPPER AND DOWNER CMGSNAIL FIXING - ALL MATERIALS
- 2 x 026864 WHEEL Ø130-K800 ARISE UPPER AND DOWNER CMGSNAIL FIXING - ALL MATERIALS



**POLISHING SET - CMG MACHINE ARISE UPPER AND DOWNER GRANIT COMPOSITE MARBLE-3POS QUALITY+**

0 **K0000 621**

**INCLUDING :**

- 2 x 026861 DIAMOND WHEEL Ø130 45°MILLING ARISES CMG M30 - TOUS MATERIAUX
- 2 x 026863 WHEEL Ø130-K600 ARISE UPPER AND DOWNER CMGSNAIL FIXING - ALL MATERIALS
- 2 x 027032 SNAIL FITTING BRICK Ø120ARISE CMG MACHINE FELT



**MILLING AND POLISHING KIT ROLLERS Ø78 - HEIGHT 170 - MANUAL TOOL CHANGE**

0 **K0000 300**

Milling and polishing set with 175 mm high rollers for manual tool change.

Allows machining up to a maximum height of 160 mm.

Economical solution due to the manual tool change of the polishing rollers on a single tool taper.

**INCLUDING :**

- 1 x 017250 VACCUM BRAZED DRUM Ø78 H175 1/2 FINITION ATTACHMENT MANUAL BORE Ø43MM
- 1 x 017251 ELECTROPLATED DRUM Ø78 H175 FINITION ATTACHMENT MANUAL BORE Ø43MM
- 1 x 023430 POLISHING DRUM L170 Ø78 - GRIT 600 - RECESSED CLAMPING
- 1 x 023431 POLISHING DRUM L170 Ø78 - GRIT 1000 - RECESSED CLAMPING
- 1 x 023432 POLISHING DRUM L170 Ø78 - GRIT 2000 - RECESSED CLAMPING
- 1 x 023433 POLISHING DRUM L170 Ø78 - GRIT 3000 - RECESSED CLAMPING
- 1 x 023434 POLISHING DRUM L170 Ø78 - FELT - RECESSED CLAMPING
- 1 x 017249 MILLING CUTTER Ø78 - L175 - ROUGHING - FASTENING Ø43 BORE



**MILLING AND POLISHING SET WITH ROLLERS Ø78 - HEIGHT 170 - BT40( G )**

0 **K0000 347**

Milling and polishing kit with rollers height 200 for automatic tool change on a CN machine.

WARNING : These rollers are incompatible on models T812 V1 to V4.

**INCLUDING :**

- 1 x A400 00 00METAL MILLING CUTTER Ø80 - L170 - POS 1 - ROUGHING - MOUNTED ON BT40 TOOL HOLDEI
- 1 x A400 00 00METAL MILLING CUTTER Ø80 - L170 - POS 2 - HONED - MOUNTED ON BT40 TOOL HOLDER
- 1 x A400 00 00METAL MILLING CUTTER Ø80 - L170 - POS 3 - SEMI-FINISHING - MOUNTED ON BT40 TOOL HO
- 1 x 023430 POLISHING DRUM L170 Ø78 - GRIT 600 - RECESSED CLAMPING
- 1 x 023431 POLISHING DRUM L170 Ø78 - GRIT 1000 - RECESSED CLAMPING
- 1 x 023432 POLISHING DRUM L170 Ø78 - GRIT 2000 - RECESSED CLAMPING
- 1 x 023433 POLISHING DRUM L170 Ø78 - GRIT 3000 - RECESSED CLAMPING
- 1 x 023434 POLISHING DRUM L170 Ø78 - FELT - RECESSED CLAMPING



**MILLING AND POLISHING SET WITH ROLLERS Ø78 - HEIGHT 170 - BT50 - ( G )**

0 **K0000 372**

Milling and polishing set with 170 mm high rollers for automatic tool change on a CNC machine.  
 Allows machining up to 160mm in height.  
 Specific mounting in BT50



**INCLUDING :**

- 1 x A400 00 00METAL MILLING CUTTER Ø80 - L170 - POS 1 - MOUNTED ON BT50 TOOL HOLDER
- 1 x A400 00 00METAL MILLING CUTTER Ø80 - L170 - POS 2 - MOUNTED ON BT50 TOOL HOLDER
- 1 x A400 00 00METAL MILLING CUTTER Ø80 - L170 - POS 3 - MOUNTED ON BT50 TOOL HOLDER
- 1 x 023430 POLISHING DRUM L170 Ø78 - GRIT 600 - RECESSED CLAMPING
- 1 x 023431 POLISHING DRUM L170 Ø78 - GRIT 1000 - RECESSED CLAMPING
- 1 x 023432 POLISHING DRUM L170 Ø78 - GRIT 2000 - RECESSED CLAMPING
- 1 x 023433 POLISHING DRUM L170 Ø78 - GRIT 3000 - RECESSED CLAMPING
- 1 x 023434 POLISHING DRUM L170 Ø78 - FELT - RECESSED CLAMPING

**POLISHING SET WITH ROLLERS Ø78 - HEIGHT 200 - BT40( G )**

0 **K0000 564**

Milling and polishing set with 200 mm high rollers for automatic tool change on a CNC machine.  
**Important:**  
 These rollers are not compatible with the T812 V1 to V5 models.



**INCLUDING :**

- 1 x A400 00 00METAL MILLING CUTTER Ø80 - L210 - POS 1 - ROUGHING - MOUNTED ON BT40 TOOL HOLDER
- 1 x A400 00 00METAL MILLING CUTTER Ø80 - L210 - POS 2 - HONED - MOUNTED ON BT40 TOOL HOLDER
- 1 x A400 00 00METAL MILLING CUTTER Ø80 - L210 - POS 3 - SEMI-FINISHING - MOUNTED ON BT40 TOOL HOLDER
- 1 x 024460 POLISHING DRUM L200 Ø78 - GRIT 600 - RECESSED CLAMPING
- 1 x 024461 POLISHING DRUM L200 Ø78 - GRIT 1000 - RECESSED CLAMPING
- 1 x 024462 POLISHING DRUM L200 Ø78 - GRIT 2000 - RECESSED CLAMPING
- 1 x 024463 POLISHING DRUM L200 Ø78 - GRIT 3000 - RECESSED CLAMPING
- 1 x 024464 POLISHING DRUM L200 Ø78 - FELT - RECESSED CLAMPING

**POLISHING SET WITH ROLLERS Ø78 - HEIGHT 120 - BT40( G )**

0 **K0000 565**

Milling and polishing set with 120 mm high rollers for automatic tool change on a CNC machine.



**INCLUDING :**

- 1 x A400 00 00METAL MILLING CUTTER Ø80 - L120 - POS 1 - ROUGHING - MOUNTED ON BT40 TOOL HOLDER
- 1 x A400 00 00METAL MILLING CUTTER Ø80 - L120 - POS 2 - HONED - MOUNTED ON BT40 TOOL HOLDER
- 1 x A400 00 00METAL MILLING CUTTER Ø80 - L120 - POS 3 - SEMI-FINISHING - MOUNTED ON BT40 TOOL HOLDER
- 1 x 024465 POLISHING DRUM L120 Ø78 - GRIT 600 - RECESSED CLAMPING
- 1 x 024466 POLISHING DRUM L120 Ø78 - GRIT 1000 - RECESSED CLAMPING
- 1 x 024467 POLISHING DRUM L120 Ø78 - GRIT 2000 - RECESSED CLAMPING
- 1 x 024468 POLISHING DRUM L120 Ø78 - GRIT 3000 - RECESSED CLAMPING
- 1 x 024469 POLISHING DRUM L120 Ø78 - FELT - RECESSED CLAMPING

**FLAT POLISHING SET FOR BS6 HEAD WITH RESIN SEGMENTS L140 - GRANITE**

0 **K0000 484**

**INCLUDING :**

- 6 x 021084 METAL SEGMENT L140 - ROUGH - M9 - GRANITE
- 6 x 017353 DIAMOND SEGMENT L140 - GRIT 120T - GRANITE
- 6 x 017462 RESIN SEGMENT L140 - GRIT 320 - GRANITE
- 6 x 017463 RESIN SEGMENT L140 - GRIT 400 - GRANITE
- 6 x 017464 RESIN SEGMENT L140 - GRIT 600 - GRANITE
- 6 x 017465 RESIN SEGMENT L140 - GRIT 800 - GRANITE
- 6 x 016975 DIAMOND SEGMENT L140 - RESINE FELT - GRANITE



**POLISHING SET WITH LENGTH SEGMENTS 170MM - CONCRETE**

0 **K0000 306**

Polishing set with roughing for concrete with hard aggregates.  
 This set is used with the BS6 head.

**INCLUDING :**

- 6 x 017567 DIAMOND SEGMENT L170 - ARCHITECTURAL CONCRETE
- 6 x 017577 CARBO SEGMENT L170 Nr1
- 6 x 017578 CARBO SEGMENT L170 Nr2
- 6 x 017579 CARBO SEGMENT L170 Nr3F
- 6 x 017580 CARBO SEGMENT L170 Nr800
- 6 x 017581 CARBO SEGMENT L170 Nr6 - BLACK FELT



**SET OF TOOLS FOR INSIDE AND OUTSIDE STRAIGHT EDGES POLISHING - MODULO V1 AND V2 - QUARTZ**

0 **K0000 332**

It allows for the perfect working of square bowls for external and internal straight edges - in Quartz.  
This magnetic kit is used with the MODULO corner transmission.



**INCLUDING :**

- 1 x 017293 SEGMENTED MILLING CUTTER Ø130x18x6 - ROUGHING - 18 SEGMENTS - Ø60 BORE - GRANITE
- 1 x 017286 DIAMOND WHEEL Ø125 - AUTOMATIC CHANGE - GRIT 120 - GRANITE
- 1 x 017288 DIAMOND WHEEL Ø125 - AUTOMATIC CHANGE - GRIT 400 - GRANITE
- 1 x 017289 DIAMOND WHEEL Ø125 - AUTOMATIC CHANGE - GRIT 800 - GRANITE
- 1 x 017290 DIAMOND WHEEL Ø125 - AUTOMATIC CHANGE - GRIT 1500 - GRANITE

**SET OF INTERNAL AND EXTERNAL STRAIGHT EDGE POLISHING KIT - MODULO V1 AND V2 - DEKTON**

0 **K0000 597**

**INCLUDING :**

- 1 x 026014 DIAMOND WHEEL Ø120 - AUTOMATIC CHANGE - GRIT 30 - DEKTON
- 1 x 026015 DIAMOND WHEEL Ø120 - AUTOMATIC CHANGE - GRIT 60/120 - DEKTON
- 1 x 026016 DIAMOND WHEEL Ø120 - AUTOMATIC CHANGE - GRIT 220 - DEKTON
- 1 x 026017 DIAMOND WHEEL Ø120 - AUTOMATIC CHANGE - GRIT 400 - DEKTON
- 1 x 026018 DIAMOND WHEEL Ø120 - AUTOMATIC CHANGE - GRIT 800 - DEKTON



**SET OF INTERNAL AND EXTERNAL STRAIGHT EDGE POLISHING KIT - MODULO V1 AND V2 - GRANITE**

0 **K0000 238**

Granite milling and polishing kit with Ø125 mm grinding wheels.

A return angle of 1 ° on the outside diameter of the grinding wheel allows you to reach the corner edges.

This tool kit is used with the MODULO angle drive.

For kitchen tops, it is used for milling and polishing of the inside square sinks and outside straight edges.

For memorials, it allows vertical edge polishing with an edge corner equal to or greater than 90 °.

**INCLUDING :**

- 1 x 017293 SEGMENTED MILLING CUTTER Ø130x18x6 - ROUGHING - 18 SEGMENTS - Ø60 BORE - GRANITE
- 1 x 017286 DIAMOND WHEEL Ø125 - AUTOMATIC CHANGE - GRIT 120 - GRANITE
- 1 x 017288 DIAMOND WHEEL Ø125 - AUTOMATIC CHANGE - GRIT 400 - GRANITE
- 1 x 017289 DIAMOND WHEEL Ø125 - AUTOMATIC CHANGE - GRIT 800 - GRANITE
- 1 x 017290 DIAMOND WHEEL Ø125 - AUTOMATIC CHANGE - GRIT 1500 - GRANITE
- 1 x 017291 DIAMOND WHEEL Ø125 - AUTOMATIC CHANGE - GRIT 3000 - GRANITE



**SET OF 6 DIAMOND PLATES Ø450 - FOR ANGLE POLISHING - VELCRO ATTACHMENT - CONCRETE**

0 **K0000 436**

**INCLUDING :**

- 1 x 021393 DIAMOND PLATE Ø450 - GRIT 30 - VELCRO ATTACHMENT - ARCHITECTURAL CONCRETE
- 1 x 020515 DIAMOND PLATE Ø450 - GRIT 80 - VELCRO ATTACHMENT - ARCHITECTURAL CONCRETE
- 1 x 017651 DIAMOND PLATE Ø450 - GRIT 220 - VELCRO ATTACHMENT - ARCHITECTURAL CONCRETE
- 1 x 017916 DIAMOND PLATE Ø450 - GRIT 400 - VELCRO ATTACHMENT - ARCHITECTURAL CONCRETE
- 1 x 017917 DIAMOND PLATE Ø450 - GRIT 800 - VELCRO ATTACHMENT - ARCHITECTURAL CONCRETE
- 1 x 020516 DIAMOND PLATE Ø450 - GRIT 1800 - VELCRO ATTACHMENT - ARCHITECTURAL CONCRETE



**FLAT POLISHING KIT WITH PLATE Ø450 - VELCRO FASTENING - CONCRETE**

0 **K0000 437**

**INCLUDING :**

- 7 x 020039 FRANKFURT SEGMENT GRIT 50/60 WITH RESIN - ARCHITECTURAL CONCRETE
- 1 x 020515 DIAMOND PLATE Ø450 - GRIT 80 - VELCRO ATTACHMENT - ARCHITECTURAL CONCRETE
- 1 x 017651 DIAMOND PLATE Ø450 - GRIT 220 - VELCRO ATTACHMENT - ARCHITECTURAL CONCRETE
- 1 x 017916 DIAMOND PLATE Ø450 - GRIT 400 - VELCRO ATTACHMENT - ARCHITECTURAL CONCRETE
- 1 x 017917 DIAMOND PLATE Ø450 - GRIT 800 - VELCRO ATTACHMENT - ARCHITECTURAL CONCRETE
- 1 x 020516 DIAMOND PLATE Ø450 - GRIT 1800 - VELCRO ATTACHMENT - ARCHITECTURAL CONCRETE



**SET OF 6 DIAMOND PLATES Ø400 - VELCRO ATTACHMENT - RIGID - CONCRETE**

0 **K0000 525**

**INCLUDING :**

- 1 x 023641 DIAMOND PLATE Ø400 - GRIT 30 - VELCRO ATTACHMENT - ARCHITECTURAL CONCRETE
- 1 x 023642 DIAMOND PLATE Ø400 - GRIT 80 - VELCRO ATTACHMENT - ARCHITECTURAL CONCRETE
- 1 x 023643 DIAMOND PLATE Ø400 - GRIT 220 - VELCRO ATTACHMENT - ARCHITECTURAL CONCRETE
- 1 x 023644 DIAMOND PLATE Ø400 - GRIT 400 - VELCRO ATTACHMENT - ARCHITECTURAL CONCRETE
- 1 x 023645 DIAMOND PLATE Ø400 - GRIT 800 - VELCRO ATTACHMENT - ARCHITECTURAL CONCRETE
- 1 x 023646 DIAMOND PLATE Ø400 - GRIT 1800 - VELCRO ATTACHMENT - ARCHITECTURAL CONCRETE



**VELCRO FIXING SET FOR DIAMOND PLATES Ø400 ON 5 SEGMENTS FRANKFURT PLATE**

**INCLUDING :**

- 5 x 017970 FRANKFURT SEGMENT WITH VELCRO MALE
- 1 x 023647 Ø400 mm SUPPORT PLATE - VELCRO MALE + FEMALE

0 **K0000 527**



**VELCRO FIXING KIT FOR DIAMOND PLATES Ø450 ON 7 SEGMENTS FRANKFURT PLATE**

**INCLUDING :**

- 7 x 017970 FRANKFURT SEGMENT WITH VELCRO MALE
- 1 x 017969 DOUBLE-SIDED PLATE Ø450/150 - VELCRO ATTACHMENT MALE - FEMALE VELCRO ATTACHMENT

0 **K0000 540**



**VELCRO FIXING KIT FOR FLEXIBLE DIAMOND PLATES Ø300 ON 4 SEGMENTS FRANKFURT PLATE**

**INCLUDING :**

- 4 x 017970 FRANKFURT SEGMENT WITH VELCRO MALE
- 1 x 021419 Ø300 mm FLEXIBLE SUPPORT PLATE - RUBBER SOLE 10 mm - VELCRO MALE + FEMALE

0 **K0000 541**



**VELCRO FIXING KIT FOR RIGID DIAMOND PLATES Ø300 ON 4 SEGMENTS FRANKFURT PLATE**

**INCLUDING :**

- 4 x 017970 FRANKFURT SEGMENT WITH VELCRO MALE
- 1 x 018858 RIGID SUPPORT PLATE Ø300MM - PVC SOLE - VELCRO MALE + FEMALE

0 **K0000 544**



**SET OF 7 RIGID DIAMOND PLATES Ø300 - CALIBRATED - VELCRO ATTACHMENT - CONCRETE**

**INCLUDING :**

- 1 x 018381 DIAMOND PLATE Ø300 RIGID - GRIT 30 - VELCRO ATTACHMENT - ARCHITECTURAL CONCRETE
- 1 x 018382 DIAMOND PLATE Ø300 RIGID - GRIT 60 - VELCRO ATTACHMENT - ARCHITECTURAL CONCRETE
- 1 x 018383 DIAMOND PLATE Ø300 RIGID - GRIT 120 - VELCRO ATTACHMENT - ARCHITECTURAL CONCRETE
- 1 x 018384 DIAMOND PLATE Ø300 RIGID - GRIT 220 - VELCRO ATTACHMENT - ARCHITECTURAL CONCRETE
- 1 x 018385 DIAMOND PLATE Ø300 RIGID - GRIT 400 - VELCRO ATTACHMENT - ARCHITECTURAL CONCRETE
- 1 x 018386 DIAMOND PLATE Ø300 RIGID - GRIT 800 - VELCRO ATTACHMENT - ARCHITECTURAL CONCRETE
- 1 x 018387 DIAMOND PLATE Ø300 RIGID - GRIT 1800 - VELCRO ATTACHMENT - ARCHITECTURAL CONCRETE

0 **K0000 575**



**SET OF 6 RIGID DIAMOND PLATES Ø350 - CALIBRATED - VELCRO ATTACHMENT - CONCRETE**

**INCLUDING :**

- 1 x 023040 DIAMOND PLATE Ø350 RIGID - CALIBRATED - GRIT 30 - VELCRO ATTACHMENT - CONCRETE
- 1 x 023041 DIAMOND PLATE Ø350 RIGID - CALIBRATED - GRIT 80 - VELCRO ATTACHMENT - CONCRETE
- 1 x 023042 DIAMOND PLATE Ø350 RIGID - CALIBRATED - GRIT 220 - VELCRO ATTACHMENT - CONCRETE
- 1 x 023043 DIAMOND PLATE Ø350 RIGID - CALIBRATED - GRIT 400 - VELCRO ATTACHMENT - CONCRETE
- 1 x 023044 DIAMOND PLATE Ø350 RIGID - CALIBRATED - GRIT 800 - VELCRO ATTACHMENT - CONCRETE
- 1 x 023045 DIAMOND PLATE Ø350 RIGID - CALIBRATED - GRIT 1800 - VELCRO FASTENING - CONCRETE

0 **K0000 576**



**SET OF 6 FLEXIBLE DIAMOND PLATES Ø200 - VELCRO ATTACHMENT - CONCRETE**

**INCLUDING :**

- 1 x 024659 DIAMOND PLATE Ø200 FLEXIBLE - GRIT 40 - VELCRO ATTACHMENT - ARCHITECTURAL CONCRET
- 1 x 024660 DIAMOND PLATE Ø200 FLEXIBLE - GRIT 80 - VELCRO ATTACHMENT - ARCHITECTURAL CONCRET
- 1 x 024661 DIAMOND PLATE Ø200 FLEXIBLE - GRIT 120 - VELCRO ATTACHMENT - ARCHITECTURAL CONCRET
- 1 x 025483 DIAMOND PLATE Ø200 FLEXIBLE - GRIT 400 - VELCRO ATTACHMENT - ARCHITECTURAL CONCRET
- 1 x 025484 DIAMOND PLATE Ø200 FLEXIBLE - GRIT 800 - VELCRO ATTACHMENT - ARCHITECTURAL CONCRET
- 1 x 025486 DIAMOND PLATE Ø200 FLEXIBLE - GRIT 1800 - VELCRO ATTACHMENT - ARCHITECTURAL CONCRET

0 **K0000 604**



**SET OF 6 RIGID DIAMOND PLATES Ø600 - CALIBRATED - VELCRO ATTACHMENT - CONCRETE**

**INCLUDING :**

- 1 x 026615 DIAMOND PLATE Ø600 RIGID - CALIBRATED - GRIT 30 - VELCRO ATTACHMENT - CONCRETE
- 1 x 026616 DIAMOND PLATE Ø600 RIGID - CALIBRATED - GRIT 80 - VELCRO ATTACHMENT - CONCRETE
- 1 x 026617 DIAMOND PLATE Ø600 RIGID - CALIBRATED - GRIT 220 - VELCRO ATTACHMENT - CONCRETE
- 1 x 026618 DIAMOND PLATE Ø600 RIGID - CALIBRATED - GRIT 400 - VELCRO ATTACHMENT - CONCRETE
- 1 x 026619 DIAMOND PLATE Ø600 RIGID - CALIBRATED - GRIT 800 - VELCRO ATTACHMENT - CONCRETE
- 1 x 026620 DIAMOND PLATE Ø600 RIGID - CALIBRATED - GRIT 1800 - VELCRO ATTACHMENT - CONCRETE

0 **K0000 617**



**MILLING/POLISHING SET FLEXIBLE DIAMOND PLATES Ø200VELCRO ATTACHMENT - TERRAZZO**

0 **K0000 622**

**INCLUDING :**

- 1 x 026338 CALIBRATING WHEEL Ø240 - 6 HOLES - Ø60 BORE - ARCHITECTURAL CONCRETE
- 1 x 024659 DIAMOND PLATE Ø200 FLEXIBLE - GRIT 40 - VELCRO ATTACHMENT - ARCHITECTURAL CONCRET
- 1 x 024660 DIAMOND PLATE Ø200 FLEXIBLE - GRIT 80 - VELCRO ATTACHMENT - ARCHITECTURAL CONCRET
- 1 x 024661 DIAMOND PLATE Ø200 FLEXIBLE - GRIT 120 - VELCRO ATTACHMENT - ARCHITECTURAL CONCRE
- 1 x 024662 DIAMOND PLATE Ø200 FLEXIBLE - GRIT 220 - VELCRO ATTACHMENT - ARCHITECTURAL CONCRE
- 1 x 025483 DIAMOND PLATE Ø200 FLEXIBLE - GRIT 400 - VELCRO ATTACHMENT - ARCHITECTURAL CONCRE



**POLISHING SET WITH 4 FRANKFURT SEGMENTS FOR MARBLE - HIGH QUALITY**

0 **K0000 421**

Polishing set with marble plate and Frankfurt segments. Hot-compressed resin and very high quality for a perfect polish.

Extended life.

Does not take moisture.

Suitable for several materials.

**INCLUDING :**

- 4 x 020118 FRANKFURT SEGMENT - GRIT 60 - HIGH QUALITY - MARBLE
- 4 x 020119 FRANKFURT SEGMENT - GRIT 120 - HIGH QUALITY - MARBLE
- 4 x 020120 FRANKFURT SEGMENT - GRIT 220 - HIGH QUALITY - MARBLE
- 4 x 020121 FRANKFURT SEGMENT - GRIT 400 - HIGH QUALITY - MARBLE
- 4 x 020122 FRANKFURT SEGMENT - GRIT 800 - HIGH QUALITY - MARBLE
- 4 x 020123 FRANKFURT SEGMENT - GRIT 1800 - HIGH QUALITY - MARBLE
- 4 x 020124 FRANKFURT SEGMENT - GRIT 3500 - HIGH QUALITY - GRANITE
- 4 x 020125 FRANKFURT SEGMENT - EXTRA FELT - MARBLE



**POLISHING KIT WITH 5 FRANKFURT SEGMENTS - MARBLE - HIGH QUALITY**

0 **K0000 433**

Polishing kit with marble plate and Frankfurt segments. Hot-compressed resin and very high quality for a perfect polish.

Extended life.

Does not take moisture.

Suitable for several materials.

**INCLUDING :**

- 5 x 020118 FRANKFURT SEGMENT - GRIT 60 - HIGH QUALITY - MARBLE
- 5 x 020119 FRANKFURT SEGMENT - GRIT 120 - HIGH QUALITY - MARBLE
- 5 x 020120 FRANKFURT SEGMENT - GRIT 220 - HIGH QUALITY - MARBLE
- 5 x 020121 FRANKFURT SEGMENT - GRIT 400 - HIGH QUALITY - MARBLE
- 5 x 020122 FRANKFURT SEGMENT - GRIT 800 - HIGH QUALITY - MARBLE
- 5 x 020123 FRANKFURT SEGMENT - GRIT 1800 - HIGH QUALITY - MARBLE
- 5 x 020124 FRANKFURT SEGMENT - GRIT 3500 - HIGH QUALITY - GRANITE
- 5 x 020125 FRANKFURT SEGMENT - EXTRA FELT - MARBLE



**POLISHING SET WITH 4 FRANKFURT SEGMENTS FOR GRANITE - HIGH QUALITY**

0 **K0000 595**

**INCLUDING :**

- 4 x 025088 FRANKFURT SEGMENT - GRIT 60 - HIGH QUALITY - GRANITE
- 4 x 025089 FRANKFURT SEGMENT - GRIT 120 - HIGH QUALITY - GRANITE
- 4 x 025090 FRANKFURT SEGMENT - GRIT 220 - HIGH QUALITY - GRANITE
- 4 x 025091 FRANKFURT SEGMENT - GRIT 400 - HIGH QUALITY - GRANITE
- 4 x 025092 FRANKFURT SEGMENT - GRIT 800 - HIGH QUALITY - GRANITE
- 4 x 025093 FRANKFURT SEGMENT - GRIT 1800 - HIGH QUALITY - GRANITE
- 4 x 025094 FRANKFURT SEGMENT - GRIT 3500 - HIGH QUALITY - GRANITE
- 4 x 025095 FRANKFURT SEGMENT - EXTRA FELT - GRANITE



**SET OF 4 DIAMOND PLATES Ø400 - VELCRO ATTACHMENT - BLUE STONE**

0 **K0000 567**

**INCLUDING :**

- 1 x 024591 DIAMOND PLATE Ø400 - GRIT 30 - VELCRO ATTACHMENT - BLUE STONE
- 1 x 024592 DIAMOND PLATE Ø400 - GRIT 40 - VELCRO ATTACHMENT - BLUE STONE
- 1 x 024593 DIAMOND PLATE Ø400 - GRIT 60 - VELCRO ATTACHMENT - BLUE STONE
- 1 x 024594 DIAMOND PLATE Ø400 - GRIT 80 - VELCRO ATTACHMENT - BLUE STONE



**VELCRO FIXING KIT FOR RIGID DIAMOND PLATES Ø250 ON 3 SEGMENTS FRANKFURT PLATE**

0 **K0000 574**

**INCLUDING :**

- 3 x 017970 FRANKFURT SEGMENT WITH VELCRO MALE
- 1 x 024631 Ø250 mm RIGID SUPPORT PLATE - PVC SOLE - VELCRO MALE + FEMALE



**SERPENTINE POLISHING SET WITH 3 SEGMENT PLATES - THICKNESS > 200 MM - GRANITE (G )**

0 **K0000 479**

Headstone polishing set with 3-segment plates.

The polishing thickness is between 80 mm and the limit of the Z stroke of the machine.

To be used on serpentine headstones (curve/full crossover)

With a minimum concave radius of 700mm.

**INCLUDING :**

- 6 x 009509 SEGMENT BB60 - GRIT 24D - GRANITE
- 6 x 009510 SEGMENT BB60 - GRIT 120 - GRANITE
- 6 x 009512 SEGMENT BB60 - GRIT 400 - GRANITE
- 6 x 009513 SEGMENT BB60 - GRIT 800 - GRANITE
- 1x009516 SEGMENT BB60 - BLACK FELT - GRANITE



**POLISHING SET FOR B3 HEAD WITH SEGMENTS L70 MM - GRANITE**

0 **K0000 485**

Polishing set with B3 head and 70 mm long segments.

Allows to polish flat and straight edges over 70 mm thick on granite.

**Note:**

Requires water pressure above 4 bar.

**INCLUDING :**

- 3 x 022191 RESIN SEGMENT L70 - GRIT 46 - GRANITE
- 3 x 022447 SEGMENT GR 60 - L70 RÉSINE
- 3 x 022193 RESIN SEGMENT L70 - GRIT 120 - GRANITE
- 3 x 022194 RESIN SEGMENT L70 - GRIT 400 - GRANITE
- 3 x 022195 RESIN SEGMENT L70 - GRIT 800 - GRANITE
- 3 x 022196 RESIN SEGMENT L70 - GRIT 1800 - GRANITE
- 3 x 009516 SEGMENT BB60 - BLACK FELT - GRANITE



**SET FOR GROUND GREY FINISH - BLUE STONE**

0 **K0000 509**

**INCLUDING :**

- 1 x 024591 DIAMOND PLATE Ø400 - GRIT 30 - VELCRO ATTACHMENT - BLUE STONE
- 1 x 024593 DIAMOND PLATE Ø400 - GRIT 60 - VELCRO ATTACHMENT - BLUE STONE
- 5 x 020372 FRANKFURT BRUSH - GRIT 80 - FRANKFURT ATTACHMENT - STONE / CONCRETE



**FRANKFURT SEGMENT 24X12X9 WITH RESIN - GRIT 30/40 6 TEETH - CONCRETE**

0 **020663**



**SET OF 4 METAL FRANKFURT SEGMENTS - GRIT 50/60 - CONCRETE**

0 **K0000 513**

**INCLUDING :**

- 4 x 020039 FRANKFURT SEGMENT GRIT 50/60 WITH RESIN - ARCHITECTURAL CONCRETE



X4

**SET OF 5 METAL FRANKFURT SEGMENTS - GRIT 50/60 - CONCRETE**

0 **K0000 523**

**INCLUDING :**

- 5 x 020039 FRANKFURT SEGMENT GRIT 50/60 WITH RESIN - ARCHITECTURAL CONCRETE



X5

**SET OF 7 METAL FRANKFURT SEGMENTS - GRIT 50/60 - CONCRETE** 0 **K0000 524**

**INCLUDING :**

- 7 x 020039 FRANKFURT SEGMENT GRIT 50/60 WITH RESIN - ARCHITECTURAL CONCRETE



**SET OF 8 RIGID DIAMOND PLATES Ø300 - CALIBRATED - VELCRO ATTACHMENT - CONCRETE** 0 **K0000 521**

**INCLUDING :**

- 1 x 023034 DIAMOND PLATE Ø300 RIGID - CALIBRATED - GRIT 30 - VELCRO ATTACHMENT - CONCRETE
- 1 x 023035 DIAMOND PLATE Ø300 RIGID - CALIBRATED - GRIT 80 - VELCRO ATTACHMENT - CONCRETE
- 1 x 023547 DIAMOND PLATE Ø300 RIGID - CALIBRATED - GRIT 120 - VELCRO ATTACHMENT - CONCRETE
- 1 x 023036 DIAMOND PLATE Ø300 RIGID - CALIBRATED - GRIT 220 - VELCRO ATTACHMENT - CONCRETE
- 1 x 023037 DIAMOND PLATE Ø300 RIGID - CALIBRATED - GRIT 400 - VELCRO ATTACHMENT - CONCRETE
- 1 x 023038 DIAMOND PLATE Ø300 RIGID - CALIBRATED - GRIT 800 - VELCRO ATTACHMENT - CONCRETE
- 1 x 023548 DIAMOND PLATE Ø300 RIGID - CALIBRATED - GRIT 1200 - VELCRO FASTENING - CONCRETE
- 1 x 023039 DIAMOND PLATE Ø300 RIGID - CALIBRATED - GRIT 1800 - VELCRO FASTENING - CONCRETE



**SET OF 6 FLEXIBLE DIAMOND PLATES Ø300 - VELCRO ATTACHMENT - CONCRETE** 0 **K0000 522**

**INCLUDING :**

- 1 x 021492 DIAMOND PLATE Ø300 FLEXIBLE - GRIT 30 - VELCRO ATTACHMENT - ARCHITECTURAL CONCRETE
- 1 x 021493 DIAMOND PLATE Ø300 FLEXIBLE - GRIT 80 - VELCRO ATTACHMENT - ARCHITECTURAL CONCRETE
- 1 x 021408 DIAMOND PLATE Ø300 FLEXIBLE - GRIT 120 - VELCRO ATTACHMENT - ARCHITECTURAL CONCRETE
- 1 x 021485 DIAMOND PLATE Ø300 FLEXIBLE - GRIT 400 - VELCRO ATTACHMENT - ARCHITECTURAL CONCRETE
- 1 x 021411 DIAMOND PLATE Ø300 FLEXIBLE - GRIT 800 - VELCRO ATTACHMENT - ARCHITECTURAL CONCRETE
- 1 x 021412 DIAMOND PLATE Ø300 FLEXIBLE - GRIT 1800 - VELCRO ATTACHMENT - ARCHITECTURAL CONCRETE



**POLISHING SET FOR CURVED EDGES WITH ANGLE DRIVE V2 - GRANITE** 0 **K0000 530**

This tool set with mechanical attachment is used with the angle drive for the polishing of curved edges.

This option is only compatible with MODULO V2.

Can only be used on convex curves.

Not suitable for curves less than 200mm radius.

**INCLUDING :**


- 1 x 017790 PROFILE CUTTER Z30 Ø60 - POS 1 - Ø35 BORE FASTENING - GRANITE / QUARTZ
- 1 x 017791 PROFILE CUTTER Z30 Ø60 - POS 2 - Ø35 BORE FASTENING - GRANITE / QUARTZ
- 1 x 017792 PROFILE CUTTER Z30 Ø60 - POS 3 - Ø35 BORE FASTENING - GRANITE / QUARTZ
- 1 x 023497 POLISHING PAD Ø100 HIGH QUALITY - GRIT 400 - VELCRO ATTACHMENT (BLUE)
- 1 x 023498 POLISHING PAD Ø100 HIGH QUALITY - GRIT 800 - VELCRO ATTACHMENT (GREEN)
- 1 x 023499 POLISHING PAD Ø100 HIGH QUALITY - GRIT 1500 - VELCRO ATTACHMENT (ORANGE)
- 1 x 023501 POLISHING PAD Ø100 HIGH QUALITY - GRIT 3000 - VELCRO ATTACHMENT (PINK)



**POLISHING TOOL SET FOR SATELLITE HEAD WITH Ø90/100 WHEEL - DEKTON** 0 **K0000 591**

**INCLUDING :**


- 3 x 024848 Ø100 WHEEL - GRIT 30 PPX - FRF ATTACHMENT - DEKTON
- 3 x 024849 Ø100 WHEEL - GRIT 60/120 PPX - FRF ATTACHMENT - DEKTON
- 3 x 024850 Ø100 WHEEL - GRIT 220 PPX - FRF ATTACHMENT - DEKTON
- 3 x 024851 Ø100 WHEEL - GRIT 400 PPX - FRF ATTACHMENT - DEKTON
- 3 x 024852 Ø100 WHEEL - GRIT 800 PPX - FRF ATTACHMENT - DEKTON



**POLISHING TOOL SET FOR SATELLITE HEAD WITH Ø90/100 WHEEL - GRANITE ( G )** 0 **K0000 548**

**INCLUDING :**

- 3 x 026562 WHEEL Ø100 H40 - GRIT 30D FRF ATTACHMENT - GRANITE
- 9 x 022330 Ø100 N°120 WHEEL WITH FRF LOW ATTACHMENT
- 9 x 023438 Ø100 N°320 WHEEL WITH FRF LOW ATTACHMENT
- 6 x 022332 Ø100 N°800 WHEEL WITH FRF LOW ATTACHMENT
- 6 x 022334 Ø100 BUFFER WHEEL WITH FRF LOW ATTACHMENT




**POLISHING TOOL START SET SATELLITE HEAD WITH Ø90/100 WHEEL - GRANITE(G)** 0 **K0000 615**

Starter set with minimum wheel quantity for each grain.

**INCLUDING :**

- 3 x 026562 WHEEL Ø100 H40 - GRIT 30D FRF ATTACHMENT - GRANITE
- 3 x 022330 Ø100 N°120 WHEEL WITH FRF LOW ATTACHMENT
- 3 x 023438 Ø100 N°320 WHEEL WITH FRF LOW ATTACHMENT
- 3 x 022332 Ø100 N°800 WHEEL WITH FRF LOW ATTACHMENT
- 3 x 022334 Ø100 BUFFER WHEEL WITH FRF LOW ATTACHMENT





<p><b>POLISHING TOOL SET FOR SATELLITE HEAD WITH Ø90/100 WHEEL - GRANITE +</b></p>	0	<p><b>K0000 616</b></p>
<p><b>INCLUDING :</b></p>		
<p>3 x 026562 WHEEL Ø100 H40 - GRIT 30D FRF ATTACHMENT - GRANITE</p>		
<p>9 x 026563 WHEEL Ø100 H40 - GRIT 200 FRF ATTACHMENT - GRANITE</p>		
<p>9 x 026564 WHEEL Ø100 H40 - GRIT 400 FRF ATTACHMENT - GRANITE</p>		
<p>6 x 026565 WHEEL Ø100 H50 GRIT 800 FRF ATTACHMENT - GRANITE</p>		
<p>6 x 026566 WHEEL Ø100 H20 BUFFER FRF ATTACHMENT - GRANITE</p>		
		
<p><b>POLISHING SET FOR FLAT VERTICAL EDGE - 6 TRAYS Ø150 - VELCRO ATTACHMENT - CONCRETE</b></p>	0	<p><b>K0000 562</b></p>
<p><b>INCLUDING :</b></p>		
<p>1 x 021523 DIAMOND PLATE Ø150 - GRIT 30 - VELCRO ATTACHMENT - Ø60 BORE - ARCHITECTURAL CONC</p>		
<p>1 x 021524 DIAMOND PLATE Ø150 - GRIT 60 - VELCRO ATTACHMENT - Ø60 BORE - ARCHITECTURAL CONC</p>		
<p>1 x 021525 DIAMOND PLATE Ø150 - GRIT 120 - VELCRO ATTACHMENT - Ø60 BORE - ARCHITECTURAL CONC</p>		
<p>1 x 021526 DIAMOND PLATE Ø150 - GRIT 300 - VELCRO ATTACHMENT - Ø60 BORE - ARCHITECTURAL CONC</p>		
<p>1 x 021527 DIAMOND PLATE Ø150 - GRIT 800 - VELCRO ATTACHMENT - Ø60 BORE - ARCHITECTURAL CONC</p>		
<p>1 x 021528 DIAMOND PLATE Ø150 - GRIT 1800 - VELCRO ATTACHMENT - Ø60 BORE - ARCHITECTURAL CONC</p>		
		
<p><b>POLISHING SET FOR FLAT VERTICAL EDGE - Ø125 - MODULO - BLUE STONE</b></p>	0	<p><b>K0000 561</b></p>
<p><b>INCLUDING :</b></p>		
<p>2 x 021468 DIAMOND PLATE Ø100 - GRIT 30 - VELCRO ATTACHMENT - BLUE STONE</p>		
<p>1 x 021469 DIAMOND PLATE Ø100 - GRIT 30 - VELCRO ATTACHMENT - BLUE STONE</p>		
		
<p><b>POLISHING SET TOOLS VERTICAL ARISES WITH PAC-3 HEAD FRF ATTACHMENT - GRANIT ( G )</b></p>	0	<p><b>K0000 601</b></p>
<p><b>INCLUDING :</b></p>		
<p>1 x 022643 MEULE Ø100 DIAMANT RESINE N°400T - FIXATION FRF</p>		
<p>1 x 025580 RESIN DIAMOND WHEEL Ø100 N°800T - ATTACHMENT FRF</p>		
<p>1 x 027037 Ø100 BUFFER WHEEL SMALL LENGHT - PAC3 FRF LOW ATTACHMENT</p>		
		



# TOOLING

**SAWING**

**DRILLING**

**ROUTING**

**MILLING**

**DRAINBOARD**

**GROOVING**

**POLISHING**

**PROFILING**

**TEXTURING**

**MANUAL TOOLING**

**ENGRAVING**

**SHARPENING**

**SET OF A30 PROFILE TOOLS - COPYING ROLLER - BORE Ø35+Ø22.2 -GRANITE / QUARTZ**

0 K0000 002

**INCLUDING :**

- 1 x015216 PROFILE CUTTER A30 Ø90 COPYING - POS 1 - Ø22.2 BORE FASTENING - GRANITE / QUARTZ
- 1 x015217 PROFILE CUTTER A30 Ø90 COPYING - POS 2 - Ø22.2 BORE FASTENING - GRANITE / QUARTZ
- 1 x015218 PROFILE CUTTER A30 Ø90 COPYING - POS 3 - Ø22.2 BORE FASTENING - GRANITE / QUARTZ
- 1 x012517 PROFILING WHEEL A30 LONGLIFE - POS 4 - Ø35 BORE FASTENING - GRANIT/ QUARTZ
- 1 x012518 PROFILING WHEEL A30 LONGLIFE - POS 5 - Ø35 BORE FASTENING - GRANIT/ QUARTZ
- 1 x012519 PROFILING WHEEL A30 LONGLIFE - POS 6 - Ø35 BORE FASTENING - GRANIT/ QUARTZ

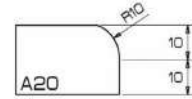


**SET OF A20 PROFILE TOOLS Ø83 R10 - BORE ATTACHMENT Ø35 - GRANITE / QUARTZ**

0 K0000 255

**INCLUDING :**

- 1 x017684 SHAPING CUTTER A20 Ø83 POS 1 - ATTACHMENT BORE Ø35 - GRANITE / QUARTZ
- 1 x017685 SHAPING CUTTER A20 Ø83 POS 2 - ATTACHMENT BORE Ø35 - GRANITE / QUARTZ
- 1 x017686 SHAPING CUTTER A20 Ø83 POS 3 - ATTACHMENT BORE Ø35 - GRANITE / QUARTZ
- 1 x017687 POLISHING WHEEL A20 Ø83 POS 6 - ATTACHMENT BORE Ø35 - GRANITE / QUARTZ
- 1 x017688 POLISHING WHEEL A20 Ø83 POS 7 - ATTACHMENT BORE Ø35 - GRANITE / QUARTZ

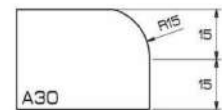


**SET OF A30 PROFILE TOOLS Ø90 R15 - BORE ATTACHMENT Ø35 - GRANITE / QUARTZ**

0 K0000 257

**INCLUDING :**

- 1 x017689 PROFILE CUTTER A30 R15 Ø90 - POS 1 - Ø35 BORE FASTENING - GRANITE / QUARTZ
- 1 x017690 PROFILE CUTTER A30 R15 Ø90 - POS 2 - Ø35 BORE FASTENING - GRANITE / QUARTZ
- 1 x017691 PROFILE CUTTER A30 R15 Ø90 - POS 3 - Ø35 BORE FASTENING - GRANITE / QUARTZ
- 1 x017852 PROFILE CUTTER A30 R15 Ø90 - POS 5 - Ø35 BORE FASTENING - GRANITE / QUARTZ
- 1 x017692 PROFILING WHEEL A30 R15 Ø90 - POS 6 - Ø35 BORE FASTENING - GRANITE / QUARTZ
- 1 x017693 PROFILING WHEEL A30 R15 Ø90 - POS 7 - Ø35 BORE FASTENING - GRANITE / QUARTZ

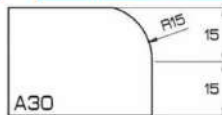


**SET OF A30 PROFILE TOOLS Ø55 R15 - BORE ATTACHMENT Ø35 - MARBLE**

0 K0000 329

**INCLUDING :**

- 1 x018712 SHAPING CUTTER A30 Ø55 POS 1 - ATTACHEMENT BORE Ø35 - MARBLE
- 1 x018713 SHAPING CUTTER A30 Ø55 POS 2 - ATTACHEMENT BORE Ø35 - MARBLE
- 1 x018714 SHAPING CUTTER A30 Ø55 POS 3 - FIXATION ALÉSAGE Ø35 - MARBLE
- 1 x018715 POLISHING WHEEL A30 Ø55 POS 4 - BORE ATTACHMENT Ø35 - MARBLE
- 1 x018716 POLISHING WHEEL A30 Ø55 POS 5 - BORE ATTACHMENT Ø35 - MARBLE

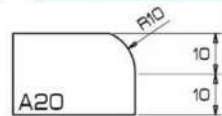


**SET OF A20 PROFILE TOOLS Ø55 R10 - BORE ATTACHMENT Ø35 - MARBLE**

0 K0000 415

**INCLUDING :**

- 1 x019884 SHAPING CUTTER A20 Ø55 POS 1 - ATTACHEMENT BORE Ø35 - MARBLE
- 1 x019885 SHAPING CUTTER A20 Ø55 POS 2 - ATTACHEMENT BORE Ø35 - MARBLE
- 1 x019886 SHAPING CUTTER A20 Ø55 POS 3 - ATTACHEMENT BORE Ø35 - MARBLE
- 1 x019887 POLISHING WHEEL A20 Ø55 POS 4 - ATTACHEMENT BORE Ø35 - MARBLE
- 1 x019888 POLISHING WHEEL A20 Ø55 POS 5 - ATTACHEMENT BORE Ø35 - MARBLE

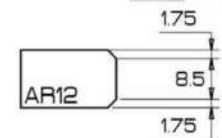


**SET OF AR12 Ø20 PROFILE TOOLS - ATTACHMENT 1/2 GAS - DEKTON / CERAMIC**

0 K0000 465

**INCLUDING :**

- 1 x020544 SHAPING CUTTER AR12 Ø12 - POS 1 - ATTACHMENT 1/2 GAS - DEKTON/CERAMIC
- 1 x020545 SHAPING CUTTER AR12 Ø12 - POS 2 - ATTACHMENT 1/2 GAS - DEKTON/ CERAMIC
- 1 x020546 SHAPING CUTTER AR12 Ø12 - POS 3 - ATTACHMENT 1/2 GAS - DEKTON/ CERAMIC
- 1 x025127 PROFILE CUTTER AR12 Ø12 - POS 4 - 1/2 GAS FASTENING - DEKTON / CERAMIC
- 1 x020547 POLISHING WHEEL AR12 Ø12 - POS 6 - ATTACHMENT 1/2 GAS - DEKTON/ CERAMIC
- 1 x020548 PROFILING WHEEL AR12 Ø12 - POS 7 - 1/2 GAS FASTENING - DEKTON / CERAMIC



**SET OF AR12 Ø80 PROFILE TOOLS - BORE ATTACHMENT DEKTON / CERAMIC**

0 K0000 466

**INCLUDING :**

- 1 x020533 SHAPING CUTTER AR12 Ø80 - POS 1 - FIXATION 1/2 GAZ - DEKTON / CERAMIQUE
- 1 x020534 SHAPING CUTTER AR12 Ø80 - POS 2 - FIXATION 1/2 GAZ - DEKTON / CERAMIQUE
- 1 x020535 SHAPING CUTTER AR12 Ø80 - POS 3 - FIXATION 1/2 GAZ - DEKTON / CERAMIQUE
- 1 x020536 SHAPING CUTTER AR12 Ø80 - POS 4 - ATTACHMENT 1/2 GAS - DEKTON/ CERAMIC
- 1 x020538 SHAPING CUTTER AR12 Ø80 - POS 6 - ATTACHMENT 1/2 GAS - DEKTON/ CERAMIC
- 1 x020539 SHAPING CUTTER AR12 Ø80 - POS 7 - ATTACHMENT 1/2 GAS - DEKTON/ CERAMIC

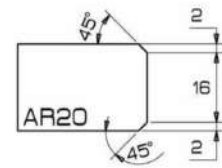


**SET OF AR20 Ø78 PROFILE TOOLS R2/45° - BORE ATTACHMENT Ø35 - DEKTON / CERAMIC**

0 K0000 467

**INCLUDING :**

- 1 x021198 SHAPING CUTTER AR20 Ø78 R2/45° POS 1 - ATTACHMENT Ø35 BORE - DEKTON / CERAMIC
- 1 x021199 SHAPING CUTTER AR20 Ø78 R2/45° POS 2 - ATTACHMENT Ø35 BORE - DEKTON / CERAMIC
- 1 x021200 SHAPING CUTTER AR20 Ø78 R2/45° POS 3 - ATTACHMENT Ø35 BORE - DEKTON / CERAMIC
- 1 x021201 SHAPING CUTTER AR20 Ø78 R2/45° POS 4 - ATTACHMENT Ø35 BORE - DEKTON / CERAMIC
- 1 x021202 PROFILING WHEEL AR20 Ø68 R2/45° - POS 6 - Ø35 BORE FASTENING - DEKTON / CERAMIC
- 1 x021203 SHAPING CUTTER AR20 Ø68 R2/45° POS 7 - ATTACHMENT Ø35 BORE - DEKTON / CERAMIC

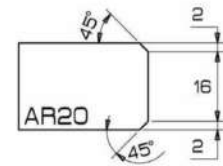


**SET OF AR20 Ø20 PROFILE TOOLS - ATTACHMENT 1/2 GAS - DEXTON / CERAMIC**

0 **K0000 582**

**INCLUDING :**

- 1 x021194 SHAPING CUTTER AR20 Ø20 R2/45° - POS 1 - ATTACHMENT 1/2 GAS - DEKTON / CERAMIQUE
- 1 x021195 SHAPING CUTTER AR20 Ø20 R2/45° - POS 2 - ATTACHMENT 1/2 GAS - DEKTON / CERAMIQUE
- 1 x021196 SHAPING CUTTER AR20 Ø20 R2/45° - POS 3 - ATTACHMENT 1/2 GAS - DEKTON / CERAMIQUE
- 1 x021197 SHAPING CUTTER AR20 Ø20 R2/45° - POS 4 - ATTACHMENT 1/2 GAS - DEKTON / CERAMIQUE
- 1 x018524 PROFILING WHEEL AR20 Ø20 R2/45° - POS 6 - 1/2 GAS FASTENING - ALL MATERIALS
- 1 x018525 PROFILING WHEEL AR20 Ø20 R2/45° - POS 7 - 1/2 GAS FASTENING - ALL MATERIALS

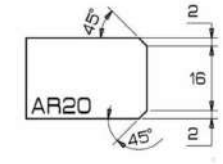


**SET OF AR20 PROFILE TOOLS Ø78 - BORE ATTACHMENT Ø35 - GRANITE / QUARTZ**

0 **K0000 259**

**INCLUDING :**

- 1 x017705 PROFILE CUTTER AR20 Ø78 - POS 1 - Ø35 BORE ATTACHMENT - GRANITE / QUARTZ
- 1 x017706 PROFILE CUTTER AR20 Ø78 - POS 2 - Ø35 BORE ATTACHMENT - GRANITE / QUARTZ
- 1 x017707 PROFILE CUTTER AR20 Ø78 - POS 3 - Ø35 BORE ATTACHMENT - GRANITE / QUARTZ
- 1 x017864 PROFILE CUTTER AR20 Ø78 POS 4 - Ø35 BORE ATTACHMENT - GRANITE / QUARTZ
- 1 x017708 PROFILING WHEEL AR20 Ø70 - POS 6 - Ø35 BORE FASTENING - GRANITE / QUARTZ
- 1 x017709 PROFILING WHEEL AR20 Ø70 - POS 7 - Ø35 BORE FASTENING - GRANITE / QUARTZ

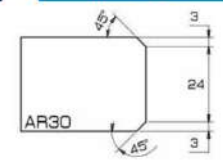


**SET OF AR30 PROFILE TOOLS Ø80 - BORE ATTACHMENT Ø35 - GRANITE / QUARTZ**

0 **K0000 260**

**INCLUDING :**

- 1 x017710 PROFILE CUTTER AR30 Ø80 R3/45° - POS 1 - Ø35 BORE FASTENING - GRANITE / QUARTZ
- 1 x017711 PROFILE CUTTER AR30 Ø80 R3/45° - POS 2 - Ø35 BORE FASTENING - GRANITE / QUARTZ
- 1 x017712 PROFILE CUTTER AR30 Ø80 R3/45° - POS 3 - Ø35 BORE FASTENING - GRANITE / QUARTZ
- 1 x017866 PROFILE CUTTER AR30 Ø80 R3/45° - POS 4 - Ø35 BORE FASTENING - GRANITE / QUARTZ
- 1 x017713 PROFILING WHEEL AR30 Ø80 R3/45° - POS 6 - Ø35 BORE FASTENING - GRANITE / QUARTZ
- 1 x017714 PROFILING WHEEL AR30 Ø80 R3/45° - POS 7 - Ø35 BORE FASTENING - GRANITE / QUARTZ

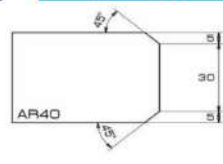


**SET OF AR40 PROFILE TOOLS Ø80 - BORE ATTACHMENT Ø35 - GRANITE / QUARTZ**

0 **K0000 261**

**INCLUDING :**

- 1 x017694 SHAPING CUTTER AR40 Ø80 - POS 1 - ATTACHMENT BORE Ø35 - GRANITE / QUARTZ
- 1 x017715 SHAPING CUTTER AR40 Ø80 - POS 2 - ATTACHMENT BORE Ø35 - GRANITE / QUARTZ
- 1 x017716 SHAPING CUTTER AR40 Ø80 - POS 3 - ATTACHMENT BORE Ø35 - GRANITE / QUARTZ
- 1 x017867 SHAPING CUTTER AR30 Ø80 R3/45° POS 4 - ATTACHMENT BORE Ø35 - GRANITE / QUARTZ
- 1 x017717 POLISHING WHEELAR40 Ø80 POS 6 - ATTACHMENT BORE Ø35 -GRANITE / QUARTZ
- 1 x017718 POLISHING WHEELAR40 Ø80 POS 7 - ATTACHMENT BORE Ø35 -GRANITE / QUARTZ

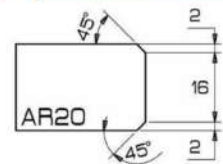


**SET OF AR20 Ø20 PROFILE TOOLS - ATTACHMENT 1/2 GAS - GRANITE / QUARTZ**

0 **K0000 322**

**INCLUDING :**

- 1 x018520 PROFILE CUTTER AR20 Ø20 R2/45° - POS 1 - 1/2 GAS ATTACHMENT - GRANITE / QUARTZ
- 1 x018521 PROFILE CUTTER AR20 Ø20 R2/45° - POS 2 - 1/2 GAS ATTACHMENT - GRANITE / QUARTZ
- 1 x018522 PROFILE CUTTER AR20 Ø20 R2/45° - POS 3 - 1/2 GAS ATTACHMENT - GRANITE / QUARTZ
- 1 x018523 PROFILE CUTTER AR20 Ø20 R2/45° - POS 4 - 1/2 GAS ATTACHMENT - GRANITE / QUARTZ
- 1 x018524 PROFILING WHEEL AR20 Ø20 R2/45° - POS 6 - 1/2 GAS FASTENING - ALL MATERIALS
- 1 x018525 PROFILING WHEEL AR20 Ø20 R2/45° - POS 7 - 1/2 GAS FASTENING - ALL MATERIALS



**SET OF AR30 Ø20 PROFILE TOOLS - ATTACHMENT 1/2 GAS - GRANITE / QUARTZ**

0 **K0000 323**

**INCLUDING :**

- 1 x018526 PROFILE CUTTER AR30 Ø20 R3/45° - POS 1 - 1/2 GAS ATTACHMENT - GRANITE / QUARTZ
- 1 x018527 PROFILE CUTTER AR30 Ø20 R3/45° - POS 2 - 1/2 GAS ATTACHMENT - GRANITE / QUARTZ
- 1 x018528 PROFILE CUTTER AR30 Ø20 R3/45° - POS 3 - 1/2 GAS ATTACHMENT - GRANITE / QUARTZ
- 1 x018529 PROFILE CUTTER AR30 Ø20 R3/45° - POS 4 - 1/2 GAS ATTACHMENT - GRANITE / QUARTZ
- 1 x018530 PROFILING WHEEL AR30 Ø20 R3/45° - POS 6 - 1/2 GAS FASTENING - GRANITE / QUARTZ
- 1 x018531 PROFILING WHEEL AR30 Ø20 R3/45° - POS 7 - 1/2 GAS FASTENING - GRANITE / QUARTZ

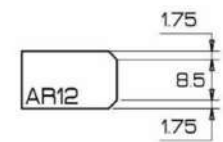


**SET OF AR12 Ø20 PROFILE TOOLS - ATTACHMENT 1/2 GAS - GRANITE / QUARTZ**

0 **K0000 587**

**INCLUDING :**

- 1 x024736 PROFILE CUTTER AR12 Ø20 - POS 1 - 1/2 GAS FASTENING - GRANITE / QUARTZ
- 1 x024737 PROFILE CUTTER AR12 Ø20 - POS 2 - 1/2 GAS FASTENING - GRANITE / QUARTZ
- 1 x024738 PROFILE CUTTER AR12 Ø20 - POS 3 - 1/2 GAS FASTENING - GRANITE / QUARTZ
- 1 x024739 PROFILE CUTTER AR12 Ø20 - POS 4 - 1/2 GAS FASTENING - GRANITE / QUARTZ
- 1 x024740 PROFILING WHEEL AR12 Ø20 - POS 6 - 1/2 GAS FASTENING - GRANITE / QUARTZ
- 1 x024741 PROFILING WHEEL AR12 Ø20 - POS 7 - 1/2 GAS FASTENING - GRANITE / QUARTZ

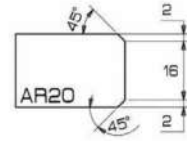


**SET OF AR20 PROFILE TOOLS Ø55 - BORE ATTACHMENT Ø35 - MARBLE**

0 **K0000 422**

**INCLUDING :**

- 1 x 020139 SHAPING CUTTER AR20 Ø55 POS 1 - ATTACHEMENT BORE Ø35 - MARBLE
- 1 x 020140 SHAPING CUTTER AR20 Ø55 POS 2 - ATTACHEMENT BORE Ø35 - MARBLE
- 1 x 020141 SHAPING CUTTER AR20 Ø55 POS 3 - ATTACHEMENT BORE Ø35 - MARBLE
- 1 x 020142 POLISHING WHEEL AR20 Ø55 POS 4 - BORE ATTACHEMENT Ø35 - MARBLE
- 1 x 020143 POLISHING WHEEL AR20 Ø55 POS 5 - BORE ATTACHEMENT Ø35 - MARBLE

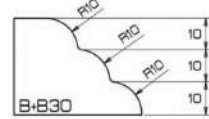


**SET OF B+B30 PROFILE TOOLS Ø120 R10 BORE ATTACHEMENT Ø35 - GRANITE / QUARTZ**

0 **K0000 266**

**INCLUDING :**

- 1 x 017740 SHAPING CUTTER B+B30 Ø120 POS 1 - ATTACHEMENT BORE Ø35 - GRANIT / QUARTZ
- 1 x 017741 SHAPING CUTTER B+B30 Ø120 POS 2 - ATTACHEMENT BORE Ø35 - GRANIT / QUARTZ
- 1 x 017742 SHAPING CUTTER B+B30 Ø120 POS 3 - ATTACHEMENT BORE Ø35 - GRANITE / QUARTZ
- 1 x 017743 SHAPING CUTTER B+B30 Ø120 POS 4 - ATTACHEMENT BORE Ø35 - GRANITE / QUARTZ
- 1 x 017744 MEULE PROFIL B+B30 Ø125 POS 5 - FIXATION ALÉSAGE Ø35 - GRANIT / QUARTZ
- 1 x 017874 POLISHING WHEEL B+B30 Ø125 POS 6 - ATTACHEMENT BORE Ø35 - GRANITE / QUARTZ



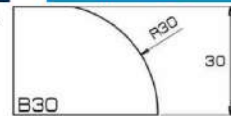
**SET OF B30 PROFILE TOOLS Ø120 - BORE ATTACHEMENT Ø35 - GRANITE / QUARTZ**

0 **K0000 373**

The B30 profile set is used in the funeral industry for rounding off prie-Dieu or the edges of tombstones. It can also be used in decoration for rounding tables or stairs.

**INCLUDING :**

- 1 x 017724 SHAPING CUTTER Ø120 PROFIL B30 POS 1 - ATTACHEMENT BORE Ø35 - GRANITE / QUARTZ SUR
- 1 x 017725 SHAPING CUTTER Ø120 PROFIL B30 POS 2 - ATTACHEMENT BORE Ø35 - GRANITE / QUARTZ
- 1 x 017726 SHAPING CUTTER Ø120 PROFIL B30 POS 2 - ATTACHEMENT BORE Ø35 - GRANITE / QUARTZ
- 1 x 017727 SHAPING CUTTER Ø120 PROFIL B30 POS 4 - FIXATION ALÉSAGE Ø35 - GRANITE / QUARTZ
- 1 x 017728 POLISHING WHEEL Ø120 PROFIL B30 POS 6 - FIXATION ALÉSAGE Ø35 - GRANITE / QUARTZ
- 1 x 019470 POLISHING WHEEL Ø120 PROFIL B30 POS 7 - ATTACHEMENT BORE Ø35 - GRANITE / QUARTZ



**SET OF D30 Ø120 R5/45° PROFILE - Ø35 BORE FASTENING - GRANITE / QUARTZ**

0 **K0000 252**

**INCLUDING :**

- 1 x 017543 PROFILE CUTTER D30 R5 Ø120 - POS 1 - Ø35 BORE FASTENING - GRANITE / QUARTZ
- 1 x 017544 PROFILE CUTTER D30 R5 Ø120 - POS 2 - Ø35 BORE FASTENING - GRANITE / QUARTZ
- 1 x 017545 PROFILE CUTTER D30 R5 Ø120 - POS 3 - Ø35 BORE FASTENING - GRANITE / QUARTZ
- 1 x 017861 PROFILE CUTTER D30 R5 Ø120 - POS 5 - Ø35 BORE FASTENING - GRANITE / QUARTZ
- 1 x 017546 PROFILING WHEEL D30 R5 Ø120 - POS 6 - Ø35 BORE FASTENING - GRANITE / QUARTZ
- 1 x 017547 PROFILING WHEEL D30 R5 Ø120 - POS 7 - Ø35 BORE FASTENING - GRANITE / QUARTZ

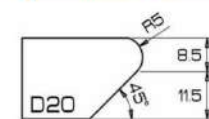


**SET OF D20 PROFILE TOOLS Ø120 R5 UHS - BORE ATTACHEMENT Ø35 - GRANITE / QUARTZ**

0 **K0000 267**

**INCLUDING :**

- 1 x 017745 PROFILE CUTTER D20 Ø120 R5 45° - POS 1 - Ø35 BORE FASTENING - GRANITE / QUARTZ
- 1 x 017746 PROFILE CUTTER D20 Ø120 R5 45° - POS 2 - Ø35 BORE FASTENING - GRANITE / QUARTZ
- 1 x 017747 PROFILE CUTTER D20 Ø120 R5 45° - POS 3 - Ø35 BORE FASTENING - GRANITE / QUARTZ
- 1 x 017850 PROFILE CUTTER D20 Ø120 R5 45° - POS 5 - Ø35 BORE FASTENING - GRANITE / QUARTZ
- 1 x 017748 PROFILING WHEEL D20 Ø120 R5 45° - POS 6 - Ø35 BORE FASTENING - GRANITE / QUARTZ
- 1 x 017749 PROFILING WHEEL D20 Ø120 R5 45° - POS 7 - Ø35 BORE FASTENING - GRANITE / QUARTZ

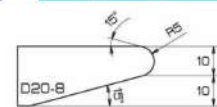


**SET OF D20-8 Ø150 PROFILE TOOLS - BORE ATTACHEMENT Ø35 - GRANITE / QUARTZ**

0 **K0000 557**

**INCLUDING :**

- 1 x 024176 PROFILE CUTTER D20-8 Ø150 R5 15° - POS 1 - Ø35 BORE FASTENING - GRANITE / QUARTZ
- 1 x 024177 PROFILE CUTTER D20-8 Ø150 R5 15° - POS 2 - Ø35 BORE FASTENING - GRANITE / QUARTZ
- 1 x 024178 PROFILE CUTTER D20-8 Ø150 R5 15° - POS 3 - Ø35 BORE FASTENING - GRANITE / QUARTZ
- 1 x 024179 PROFILE CUTTER D20-8 Ø150 R5 15° - POS 4 - Ø35 BORE FASTENING - GRANITE / QUARTZ
- 1 x 024180 PROFILING WHEEL D20-8 Ø150 R5 15° - POS 5 - Ø35 BORE FASTENING - GRANITE / QUARTZ
- 1 x 024181 PROFILING WHEEL D20-8 Ø150 R5 15° - POS 6 - Ø35 BORE FASTENING - GRANITE / QUARTZ
- 1 x 024182 PROFILING WHEEL D20-8 Ø150 R5 15° - POS 7 - Ø35 BORE FASTENING - GRANITE / QUARTZ

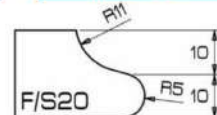


**SET OF F20 Ø120 R10 PROFILE - Ø35 BORE FASTENING - GRANITE / QUARTZ**

0 **K0000 584**

**INCLUDING :**

- 1 x 021846 SHAPING CUTTER F20 R10 Ø120 POS 1 - ATTACHEMENT BORE Ø35 GRANITE / QUARTZ
- 1 x 021847 SHAPING CUTTER F20 R10 Ø120 POS 2 - ATTACHEMENT BORE Ø35 GRANITE / QUARTZ
- 1 x 021848 SHAPING CUTTER F20 R10 Ø120 POS 3 - ATTACHEMENT BORE Ø35 GRANITE / QUARTZ
- 1 x 021852 SHAPING CUTTER F20 Ø120 MFP5 POS 4 - ATTACHEMENT BORE Ø35 GRANITE / QUARTZ
- 1 x 021849 POLISHING WHEEL F20 R10 Ø120 POS 6 - ATTACHEMENT BORE Ø35 GRANITE / QUARTZ
- 1 x 021850 POLISHING WHEEL F20 R10 Ø92 POS 7 - ATTACHEMENT BORE Ø35 GRANITE / QUARTZ

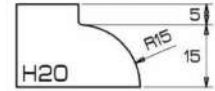


**SET OF H20 PROFILE TOOLS Ø120 R15 - BORE ATTACHMENT Ø35 - GRANITE / QUARTZ**

0 **K0000 269**

**INCLUDING :**

- 1 x017825 PROFILE CUTTER H20 Ø120 R15 - POS 1 - Ø35 BORE FASTENING - GRANITE / QUARTZ
- 1 x017826 PROFILE CUTTER H20 Ø120 R15 - POS 2 - Ø35 BORE FASTENING - GRANITE / QUARTZ
- 1 x017827 SHAPING CUTTER H20 Ø120 POS 3 - ATTACHMENT BORE Ø35 - GRANITE / QUARTZ
- 1 x017862 PROFILE CUTTER H20 Ø120 R15 - POS 5 - Ø35 BORE FASTENING - GRANITE / QUARTZ
- 1 x017828 PROFILING WHEEL H20 Ø120 R15 - POS 6 - Ø35 BORE FASTENING - GRANITE / QUARTZ
- 1 x017829 PROFILING WHEEL H20 Ø120 R15 - POS 7 - Ø35 BORE FASTENING - GRANITE / QUARTZ

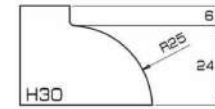


**SET OF H30 PROFILE TOOLS Ø120 R25 - BORE ATTACHMENT Ø35 - GRANITE / QUARTZ**

0 **K0000 271**

**INCLUDING :**

- 1 x017830 PROFILE CUTTER H30 Ø120 - POS 1 - Ø35 BORE FASTENING - GRANITE / QUARTZ
- 1 x017831 PROFILE CUTTER H30 Ø120 - POS 2 - Ø35 BORE FASTENING - GRANITE / QUARTZ
- 1 x017832 PROFILE CUTTER H30 Ø120 - POS 3 - Ø35 BORE FASTENING - GRANITE / QUARTZ
- 1 x017860 PROFILE CUTTER H30 Ø120 - POS 5 - Ø35 BORE FASTENING - GRANITE / QUARTZ
- 1 x017833 PROFILING WHEEL H30 Ø120 - POS 6 - Ø35 BORE FASTENING - GRANITE / QUARTZ
- 1 x017834 PROFILING WHEEL H30 Ø120 - POS 7 - Ø35 BORE FASTENING - GRANITE / QUARTZ

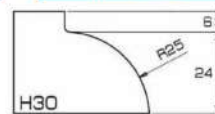


**SET OF H30 PROFILE TOOLS Ø55 - BORE ATTACHMENT Ø35 - MARBLE**

0 **K0000 328**

**INCLUDING :**

- 1 x018717 PROFILE CUTTER H30 Ø55 - POS 1 - Ø35 BORE FASTENING - MARBLE
- 1 x018718 FRAISE PROFIL H30 Ø55 POS 2 - FIXATION ALÉSAGE Ø35 - MARBRE
- 1 x018719 FRAISE PROFIL H30 Ø55 POS 3 - FIXATION ALÉSAGE Ø35 - MARBRE
- 1 x018720 MEULE PROFIL H30 Ø55 POS 4 - FIXATION ALÉSAGE Ø35 - MARBRE
- 1 x018721 MEULE PROFIL H30 Ø55 POS 5 - FIXATION ALÉSAGE Ø35 - MARBRE

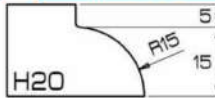


**SET OF H20 PROFILE TOOLS Ø55 - BORE ATTACHMENT Ø35 - MARBLE**

0 **K0000 414**

**INCLUDING :**

- 1 x019879 SHAPING CUTTER H20 Ø55 POS 1 - ATTACHEMENT BORE Ø35 - MARBLE
- 1 x019880 SHAPING CUTTER H20 Ø55 POS 2 - ATTACHEMENT BORE Ø35 - MARBLE
- 1 x019881 PROFILE CUTTER H20 Ø55 UHS - POS 3 - Ø35 BORE FASTENING - VACUUM - MARBLE
- 1 x019882 POLISHING WHEELH20 Ø55 POS 4 - ATTACHEMENT BORE Ø35 - MARBLE
- 1 x019883 POLISHING WHEEL H20 Ø55 POS 5 - ATTACHEMENT BORE Ø35 - MARBLE

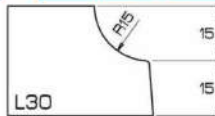


**SET OF L30 Ø120 PROFILE TOOLS - BORE ATTACHMENT Ø35 - GRANITE / QUARTZ**

0 **K0000 583**

**INCLUDING :**

- 1 x021549 PROFILE CUTTER L30 Ø120 - POS 1 - Ø35 BORE FASTENING - GRANITE / QUARTZ
- 1 x021550 PROFILE CUTTER L30 Ø120 - POS 2 - Ø35 BORE FASTENING - GRANITE / QUARTZ
- 1 x021551 PROFILE CUTTER L30 Ø120 - POS 3 - Ø35 BORE FASTENING - GRANITE / QUARTZ
- 1 x021552 PROFILE CUTTER L30 Ø120 - POS 4 - Ø35 BORE FASTENING - GRANITE / QUARTZ
- 1 x021554 PROFILING WHEEL L30 Ø120 - POS 6 - Ø35 BORE FASTENING - GRANITE / QUARTZ
- 1 x021555 PROFILING WHEEL L30 Ø120 - POS 7 - Ø35 BORE FASTENING - GRANITE / QUARTZ



**SET OF T12 Ø20 R2 PROFILE TOOLS - ATTACHMENT 1/2 GAS - CERAMIC / DEKTON**

0 **K0000 503**

**INCLUDING :**

- 1 x022035 PROFILE CUTTER T12 Ø20 R2 - POS 1 - 1/2 GAS FASTENING - CERAMIC
- 1 x022036 PROFILE CUTTER T12 Ø20 R2 - POS 2 - 1/2 GAS FASTENING - CERAMIC
- 1 x022037 PROFILE CUTTER T12 Ø20 R2 - POS 3 - 1/2 GAS FASTENING - CERAMIC
- 1 x022038 PROFILE CUTTER T12 Ø20 R2 - POS 4 - 1/2 GAS FASTENING - CERAMIC
- 1 x022039 PROFILING WHEEL T12 Ø20 R2 - POS 6 - 1/2 GAS FASTENING - CERAMIC
- 1 x022040 PROFILING WHEEL T12 Ø20 R2 - POS 7 - 1/2 GAS FASTENING - CERAMIC

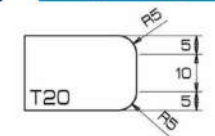


**SET OF T20 PROFILE TOOLS Ø77 R5 - BORE ATTACHMENT Ø35 - GRANITE / QUARTZ**

0 **K0000 272**

**INCLUDING :**

- 1 x017750 SHAPING CUTTER T20 Ø77 R5 POS 1 - ATTACHMENT BORE Ø35 - GRANITE / QUARTZ
- 1 x017751 SHAPING CUTTER T20 Ø77 R5 POS 2 - ATTACHMENT BORE Ø35 - GRANITE / QUARTZ
- 1 x017752 SHAPING CUTTER T20 Ø77 R5 POS 3 - ATTACHMENT BORE Ø35 - GRANITE / QUARTZ
- 1 x017863 SHAPING CUTTER T20 Ø77 POS 4 - ATTACHMENT BORE Ø35 - GRANITE / QUARTZ
- 1 x017753 POLISHING WHEEL T20 Ø80 R5 POS 6 - ATTACHMENT BORE Ø35 - GRANITE / QUARTZ
- 1 x017754 POLISHING WHEEL T20 Ø80 R5 POS 7 - ATTACHMENT BORE Ø35 - GRANITE / QUARTZ

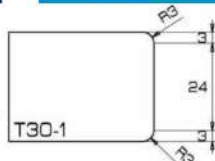


**SET OF T30-1 PROFILE TOOLS Ø77 R3 - BORE ATTACHMENT Ø35 - GRANITE / QUARTZ**

0 **K0000 273**

**INCLUDING :**

- 1 x017760 SHAPING CUTTER T30-1 Ø77 R3 POS 1 - ATTACHMENT BORE Ø35 - GRANITE / QUARTZ
- 1 x017761 SHAPING CUTTER T30-1 Ø77 R3 POS 2 - ATTACHMENT BORE Ø35 - GRANITE / QUARTZ
- 1 x017762 SHAPING CUTTER T30-1 Ø77 R3 POS 3 - ATTACHMENT BORE Ø35 - GRANITE / QUARTZ
- 1 x017875 SHAPING CUTTER T30-1 Ø77 R3 POS 4 - ATTACHMENT BORE Ø35 - GRANITE / QUARTZ SURFAC
- 1 x017763 POLISHING WHEEL T30-1 Ø80 R3 POS 6 - ATTACHMENT BORE Ø35 - GRANITE / QUARTZ
- 1 x017764 POLISHING WHEEL T30-1 Ø80 R3 POS 7 - ATTACHMENT BORE Ø35 - GRANITE / QUARTZ

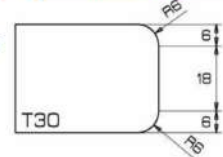


**SET OF T30 PROFILE TOOLS Ø77 R6 UHS - BORE ATTACHMENT Ø35 - GRANITE / QUARTZ**

0 **K0000 275**

**INCLUDING :**

- 1 x 017755 SHAPING CUTTER Ø 77 T30 R6 POS 1 - ATTACHMENT BORE Ø35 - GRANITE / QUARTZ SURFACE
- 1 x 017756 SHAPING CUTTER Ø 77 T30 R6 POS 2 - ATTACHMENT BORE Ø35 - GRANITE / QUARTZ
- 1 x 017757 SHAPING CUTTER Ø 77 T30 R6 POS 3 - ATTACHMENT BORE Ø35 - GRANITE / QUARTZ
- 1 x 017877 POLISHING WHEEL Ø77 T30 Ø77 R6 POS 4 - ATTACHMENT BORE Ø35 - GRANITE / QUARTZ
- 1 x 017758 POLISHING WHEEL Ø 85 T30 R6 POS 6 - ATTACHMENT BORE Ø35 - GRANITE / QUARTZ
- 1 x 017759 POLISHING WHEEL Ø 85 T30 R6 POS 7 - ATTACHMENT BORE Ø35 - GRANITE / QUARTZ

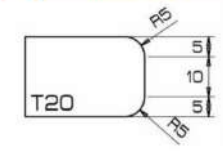


**SET OF T20 R5 Ø20 PROFILE TOOLS - ATTACHMENT BORE Ø35 - GRANITE / QUARTZ**

0 **K0000 457**

**INCLUDING :**

- 1 x 021166 SHAPING CUTTER Ø20 PROFIL T20 R5 - POST 1 EP
- 1 x 021167 SHAPING CUTTER Ø20 PROFIL T20
- 1 x 021168 SHAPING CUTTER T20 Ø20 R5 POS 3 ATTACHMENT 1/2 GAZ - GRANITE / QUARTZ
- 1 x 021169 SHAPING CUTTER T20 ØR5POS 4 ATTACHMENT 1/2 GAZ - GRANITE/ QUARTZ
- 1 x 021170 SHAPING CUTTER T20 Ø20 R5 POS 5 ATTACHMENT 1/2 GAZ - GRANITE/ QUARTZ
- 1 x 021171 SHAPING CUTTER T20 Ø20 R5 POS 6 ATTACHMENT 1/2 GAZ - GRANITE / QUARTZ
- 1 x 021172 SHAPING CUTER T20 Ø20 R5POS 7 ATTACHMENT 1/2 GAZ - GRANITE / QUARTZ

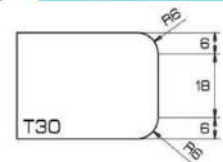


**SET OF T30 R6 Ø20 PROFILE TOOLS - ATTACHMENT 1/2 GAS - GRANITE / QUARTZ**

0 **K0000 458**

**INCLUDING :**

- 1 x 021173 SHAPING CUTTER T30 Ø20 R6 POS 1 - ATTACHMENT 1/2 GAZ - GRANITE / QUARTZ
- 1 x 021174 SHAPING CUTTER T30 Ø20 R6 POS 2 - ATTACHMENT 1/2 GAZ GRANITE / QUARTZ
- 1 x 021175 SHAPING CUTTER T30 Ø20 R6 POS 3 - ATTACHMENT 1/2 GAZ - GRANITE / QUARTZ
- 1 x 021178 SHAPING CUTTER T30 Ø20 R6 POS 4 - ATTACHMENT 1/2 GAZ - GRANITE / QUARTZ
- 1 x 021176 POLISHING WHEEL T30 Ø20 R6 POS 6 - ATTACHMENT 1/2 GAZ - GRANITE / QUARTZ
- 1 x 021177 POLISHING WHEEL T30 Ø20 R6 POS 7 - ATTACHMENT 1/2 GAZ - GRANITE / QUARTZ

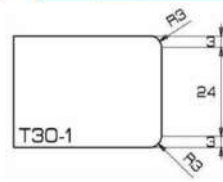


**SET OF T30 R3 Ø20 PROFILE TOOLS - ATTACHMENT 1/2 GAS - GRANITE / QUARTZ**

0 **K0000 459**

**INCLUDING :**

- 1 x 021179 SHAPING CUTTER T30-1 Ø20 R3 POS 1 - ATTACHMENT 1/2 GAZ - GRANITE / QUARTZ
- 1 x 021182 FRAISE FORME T30-1 Ø20 R3 POS 2 - ATTACHMENT 1/2 GAZ - GRANITE / QUARTZ
- 1 x 021181 FRAISE FORME T30-1 Ø20 R3 POS 3 - ATTACHMENT 1/2 GAZ - GRANITE / QUARTZ
- 1 x 021183 FRAISE FORME T30-1 Ø20 R3 POS 4 - ATTACHMENT 1/2 GAZ - GRANITE / QUARTZ
- 1 x 021185 FRAISE FORME T30-1 Ø20 R3 POS 6 - ATTACHMENT 1/2 GAZ - GRANITE / QUARTZ
- 1 x 021186 FRAISE FORME T30-1 Ø20 R3 POS 7 - ATTACHMENT 1/2 GAZ - GRANITE / QUARTZ

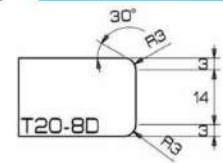


**SET OF T20-8 Ø20 R3 PROFILE TOOLS - ATTACHMENT 1/2 GAS - GRANITE / QUARTZ**

0 **K0000 502**

**INCLUDING :**

- 1 x 022028 PROFILE CUTTER T20-8 Ø20 R3 - POS 1 - 1/2 GAS FASTENING - GRANITE / QUARTZ
- 1 x 022029 PROFILE CUTTER T20-8 Ø20 R3 - POS 2 - 1/2 GAS FASTENING - GRANITE / QUARTZ
- 1 x 022030 PROFILE CUTTER T20-8 Ø20 R3 - POS 3 - 1/2 GAS FASTENING - GRANITE / QUARTZ
- 1 x 022031 PROFILE CUTTER T20-8 Ø20 R3 - POS 4 - 1/2 GAS FASTENING - GRANITE / QUARTZ
- 1 x 022032 PROFILE CUTTER T20-8 Ø20 R3 - POS 5 - 1/2 GAS FASTENING - GRANITE / QUARTZ
- 1 x 022033 POLISHING WHEEL T20 Ø20 POS 6 - ATTACHMENT 1/2 GAS GRANITE / QUARTZ SURFACE
- 1 x 022034 POLISHING WHEEL T20 Ø20 POS 7 - ATTACHMENT 1/2 GAS GRANITE / QUARTZ SURFACE

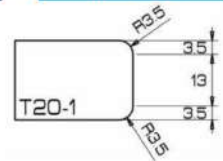


**SET OF T20 PROFILE TOOLS T20-1 Ø77 R3.5 - BORE ATTACHMENT Ø35- GRANITE / QUARTZ**

0 **K0000 585**

**INCLUDING :**

- 1 x 022080 PROFILE CUTTER T20-1 Ø77 R3.5 - POS 1 - Ø35 BORE FASTENING - GRANITE / QUARTZ
- 1 x 022081 PROFILE CUTTER T20-1 Ø77 R3.5 - POS 2 - Ø35 BORE FASTENING - GRANITE / QUARTZ
- 1 x 022082 PROFILE CUTTER T20-1 Ø77 R3.5 - POS 3 - Ø35 BORE FASTENING - GRANITE / QUARTZ
- 1 x 022078 PROFILE CUTTER T20-1 Ø77 R3.5 - POS 4 - Ø35 BORE FASTENING - GRANITE / QUARTZ
- 1 x 024796 PROFILE CUTTER T20-1 Ø77 R3.5 - POS 6 - Ø35 BORE FASTENING - GRANITE / QUARTZ
- 1 x 024797 SHAPING CUTTER T20 Ø77 POS 7 - ATTACHMENT BORE Ø35 GRANITE / QUARTZ

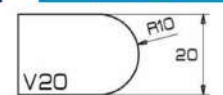


**SET OF V20 PROFILE TOOLS Ø86 R10 - BORE ATTACHMENT Ø35 - GRANITE / QUARTZ**

0 **K0000 276**

**INCLUDING :**

- 1 x 017770 SHAPING CUTTER V20 Ø86 R10 POS 1 - ATTACHMENT BORE Ø35 GRANITE / QUARTZ
- 1 x 017771 SHAPING CUTTER V20 Ø86 R10 POS 2 - ATTACHMENT BORE Ø35 GRANITE / QUARTZ
- 1 x 017772 SHAPING CUTTER V20 Ø86 R10 POS 3 - ATTACHMENT BORE Ø35 GRANITE / QUARTZ
- 1 x 017878 SHAPING CUTTER V20 Ø86 POS 4- ATTACHMENT BORE Ø35 GRANITE / QUARTZ
- 1 x 017773 POLISHING WHEEL V20 Ø86 R10 POS 6 - ATTACHMENT BORE Ø35 GRANITE / QUARTZ
- 1 x 017774 POLISHING WHEEL V20 Ø86 R10 POS 7 - ATTACHMENT BORE Ø35 GRANITE / QUARTZ



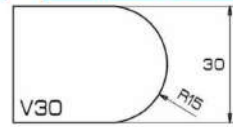


**SET OF V30 PROFILE TOOLS Ø96 R15 - BORE ATTACHMENT Ø35 - GRANITE / QUARTZ**

0 **K0000 277**

**INCLUDING :**

- 1 x 017775 PROFILE CUTTER V30 Ø96 - POS 1 - Ø35 BORE FASTENING - GRANITE / QUARTZ
- 1 x 017776 PROFILE CUTTER V30 Ø96 - POS 2 - Ø35 BORE FASTENING - GRANITE / QUARTZ
- 1 x 017777 PROFILE CUTTER V30 Ø96 - POS 3 - Ø35 BORE FASTENING - GRANITE / QUARTZ
- 1 x 017879 PROFILE CUTTER V30 Ø96 - POS 5 - Ø35 BORE FASTENING - GRANITE / QUARTZ
- 1 x 017778 PROFILING WHEEL V30 Ø96 - POS 6 - Ø35 BORE FASTENING - GRANITE / QUARTZ
- 1 x 017779 PROFILING WHEEL V30 Ø96 - POS 7 - Ø35 BORE FASTENING - GRANITE / QUARTZ

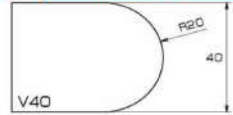


**SET OF V40 PROFILE TOOLS Ø120 R20 - BORE ATTACHMENT Ø35 - GRANITE / QUARTZ**

0 **K0000 278**

**INCLUDING :**

- 1 x 017780 PROFILE CUTTER V40 Ø120 R20 UHS - POS 1 - Ø35 BORE FASTENING - GRANITE / QUARTZ
- 1 x 017781 PROFILE CUTTER V40 Ø120 R20 UHS - POS 2 - Ø35 BORE FASTENING - GRANITE / QUARTZ
- 1 x 017782 PROFILE CUTTER V40 Ø120 R20 UHS - POS 3 - Ø35 BORE FASTENING - GRANITE / QUARTZ
- 1 x 017857 PROFILE CUTTER V40 Ø120 R20 UHS POS4 - Ø35 BORE FASTENING - GRANITE / QUARTZ
- 1 x 017783 PROFILING WHEEL V40 Ø108 R20 UHS - POS 6 - Ø35 BORE FASTENING - GRANITE / QUARTZ
- 1 x 017784 PROFILING WHEEL V40 Ø108 R20 UHS - POS 7 - Ø35 BORE FASTENING - GRANITE / QUARTZ



**SET OF PROFILE TOOLS 1V1 45° H15 Ø100- ATTACHMENT BORE Ø35 - GRANITE / QUARTZ**

0 **K0000 586**

**INCLUDING :**

- 1 x 023769 SHAPING CUTTER POS 1 - ATTACHMENT BORE Ø35 GRANITE / QUARTZ
- 1 x 023770 SHAPING CUTTER POS 2 - ATTACHMENT BORE Ø35 GRANITE / QUARTZ
- 1 x 023771 SHAPING CUTTER POS 3 - ATTACHMENT BORE Ø35 GRANITE / QUARTZ SURFACE
- 1 x 023772 SHAPING CUTTER POS 4 - ATTACHMENT BORE Ø35 GRANITE / QUARTZ
- 1 x 023773 SHAPING CUTTER POS 5 - ATTACHMENT BORE Ø35 GRANITE / QUARTZ
- 1 x 023774 PROFILING WHEEL 1V1 45° H15 Ø100 - POS 6 - Ø35 BORE FASTENING - GRANITE / QUARTZ
- 1 x 023775 PROFILING WHEEL 1V1 45° H15 Ø100 - POS 7 - Ø35 BORE FASTENING - GRANITE / QUARTZ

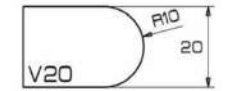


**SET OF V20 PROFILE TOOLS Ø120 R10 - BORE ATTACHMENT Ø35 CERAMIQUE / GRES CERAM**

0 **K0000 611**

**INCLUDING :**

- 1 x 026008 PROFILE CUTTER V20 Ø120 R10 - POS 1 - Ø35 BORE FASTENING - CERAMIC / STONEWARE
- 1 x 026009 PROFILE CUTTER V20 Ø120 R10 - POS 2 - Ø35 BORE FASTENING - CERAMIC / STONEWARE
- 1 x 026010 PROFILE CUTTER V20 Ø120 R10 - POS 3 - Ø35 BORE FASTENING - CERAMIC / STONEWARE



**SET OF Z40 Ø20 PROFILE TOOLS - ATTACHMENT 1/2 GAS - DEKTON / CERAMIC**

0 **K0000 468**

**INCLUDING :**

- 1 x 021062 PROFILE CUTTER Z40 Ø20 - POS 1 - 1/2 GAS FASTENING - DEKTON / CERAMIC
- 1 x 021063 PROFILE CUTTER Z40 Ø20 - POS 2 - 1/2 GAS FASTENING - DEKTON / CERAMIC
- 1 x 021064 PROFILE CUTTER Z40 Ø20 - POS 3 - 1/2 GAS FASTENING - DEKTON / CERAMIC
- 1 x 021065 PROFILE CUTTER Z40 Ø20 - POS 4 - 1/2 GAS FASTENING - DEKTON / CERAMIC
- 1 x 018157 PROFILING WHEEL Z40 Ø20 - POS 6 - 1/2 GAS FASTENING - GRANITE / QUARTZ
- 1 x 018158 PROFILING WHEEL Z40 Ø20 - POS 7 - 1/2 GAS FASTENING - GRANITE / QUARTZ



**SET OF Z30 Ø20 PROFILE TOOLS - ATTACHMENT 1/2 GAS - DEKTON / CERAMIC**

0 **K0000 469**

**INCLUDING :**

- 1 x 021068 PROFILE CUTTER Z30 Ø20 - POS 1 - 1/2 GAS FASTENING - DEKTON / CERAMIC
- 1 x 021069 PROFILE CUTTER Z30 Ø20 - POS 2 - 1/2 GAS FASTENING - DEKTON / CERAMIC
- 1 x 021070 PROFILE CUTTER Z30 Ø20 - POS 3 - 1/2 GAS FASTENING - DEKTON / CERAMIC
- 1 x 025128 PROFILE CUTTER Z30 Ø20 - POS 4 - 1/2 GAS FASTENING - DEKTON / CERAMIC
- 1 x 018157 PROFILING WHEEL Z40 Ø20 - POS 6 - 1/2 GAS FASTENING - GRANITE / QUARTZ
- 1 x 018158 PROFILING WHEEL Z40 Ø20 - POS 7 - 1/2 GAS FASTENING - GRANITE / QUARTZ



**SET OF Z40 Ø80 PROFILE TOOLS - BORE ATTACHMENT Ø30 DEKTON / CERAMIC**

0 **K0000 470**

**INCLUDING :**

- 1 x 022116 PROFILE CUTTER Z40 Ø80 - POS 1 - Ø35 BORE FASTENING - DEKTON / CERAMIC
- 1 x 022117 PROFILE CUTTER Z40 Ø80 - POS 2 - Ø35 BORE FASTENING - DEKTON / CERAMIC
- 1 x 022118 PROFILE CUTTER Z40 Ø80 - POS 3 - Ø35 BORE FASTENING - DEKTON / CERAMIC
- 1 x 022119 PROFILE CUTTER Z40 Ø80 - POS 4 - Ø35 BORE FASTENING - DEKTON / CERAMIC
- 1 x 022120 PROFILING WHEEL Z40 Ø80 - POS 6 - Ø35 BORE FASTENING - DEKTON / CERAMIC
- 1 x 022128 PROFILING WHEEL Z40 Ø80 - POS 7 - Ø35 BORE FASTENING - DEKTON / CERAMIC




**SET OF Z30 Ø10 PROFILE TOOLS - ATTACHMENT 1/2 GAS - DEKTON / CERAMIC**

0 **K0000 491**

**INCLUDING :**

- 1 x022555 SHAPING CUTTER Z30 Ø10 POS 1 - ATTACHMENT 1/2 GAS - DEKTON / CERAMIC
- 1 x022556 SHAPING CUTTER Z30 Ø10 POS 2 - ATTACHMENT 1/2 GAS - DEKTON / CERAMIC
- 1 x022557 PROFILE CUTTER Z30 Ø10 - POS 3 - 1/2 GAS FASTENING - DEKTON / CERAMIC
- 1 x022558 PROFILING WHEEL Z30 Ø10 - POS 4 - 1/2 GAS FASTENING - DEKTON / CERAMIC
- 1 x022559 PROFILING WHEEL Z30 Ø10 - POS 5 - 1/2 GAS FASTENING - DEKTON / CERAMIC
- 1 x022560 PROFILING WHEEL Z30 Ø10 - POS 6 - 1/2 GAS FASTENING - DEKTON / CERAMIC



**SET OF Z30 Ø80 PROFILE TOOLS - BORE ATTACHMENT Ø35 - DEKTON / CERAMIC**

0 **K0000 558**

**INCLUDING :**

- 1 x024254 PROFILE CUTTER Z30 Ø80 - POS 1 - Ø35 BORE FASTENING - DEKTON / CERAMIC
- 1 x024255 PROFILE CUTTER Z30 Ø80 - POS 2 - Ø35 BORE FASTENING - DEKTON / CERAMIC
- 1 x024257 PROFILE CUTTER Z30 Ø80 - POS 3 - Ø35 BORE FASTENING - DEKTON / CERAMIC
- 1 x024259 PROFILE CUTTER Z30 Ø80 - POS 4 - Ø35 BORE FASTENING - DEKTON / CERAMIC
- 1 x024260 PROFILING WHEEL Z30 Ø80 - POS 6 - Ø35 BORE FASTENING - DEKTON / CERAMIC
- 1 x024261 PROFILING WHEEL Z30 Ø80 - POS 7 - Ø35 BORE FASTENING - DEKTON / CERAMIC



**POLISHING SET WITH ROLLERS Ø78 - HEIGHT 65 - BT40( G )**

0 **K0000 612**

Z-profile kit, height 60mm, especially designed for the successful machining of edges with edge bottoms.

Ideal for polishing the edges of a prie-Dieu.



**INCLUDING :**

- 1 x026347 FRAISE METAL N°1 SEGMENTEE Ø80L65 EBAUCHE - ALÉSAGE Ø35 SERRAGE ENCASTRÉ
- 1 x026348 FRAISE METAL N°2 SEGMENTEE Ø80L65 SEMI FINITION - ALÉSAGE Ø35 SERRAGE ENCASTRÉ
- 1 x026349 MANCHON SOUPLEFEUILLES GR600 Ø80 L65 ALÉSAGE Ø35 - SERRAGE ENCASTRÉ
- 1 x026350 MANCHON SOUPLEFEUILLES GR1000 Ø80 L65 ALÉSAGE Ø35 - SERRAGE ENCASTRÉ
- 1 x026351 MANCHON SOUPLEFEUILLES GR2000 Ø80 L65 ALÉSAGE Ø35 - SERRAGE ENCASTRÉ
- 1 x026352 MANCHON SOUPLEFEUILLES GR3000 Ø80 L65 ALÉSAGE Ø35 - SERRAGE ENCASTRÉ
- 1 x026353 MANCHON SOUPLEFEUILLES FEUTRE Ø80 L65 ALÉSAGE Ø35 - SERRAGE ENCASTRÉ

**SET OF 7 DIAMOND TAPES Ø80 FOR Z30 PROFILE**

0 **K0000 026**

**INCLUDING :**

- 1 x008998 ABRASIVE BAND Z30 Ø75×38 - GRIT 60 - GREEN
- 1 x008999 ABRASIVE BAND Z30 Ø75×38 - GRIT 120 - BLACK
- 1 x009001 ABRASIVE BAND Z30 Ø75×38 - GRIT 180 - RED
- 1 x009002 ABRASIVE BAND Z30 Ø75×38 - GRIT 360 - YELLOW
- 1 x009003 ABRASIVE BAND Z30 Ø75×38 - GRIT 800 - YELLOW / WHITE
- 1 x009004 ABRASIVE BAND Z30 Ø75×38 - GRIT 1500 - BLUE
- 1 x009005 ABRASIVE BAND Z30 Ø75×38 - GRIT 3000 - ORANGE



**SET OF Z20 PROFILE TOOLS Ø60 - BORE ATTACHMENT Ø35 - GRANITE / QUARTZ**

0 **K0000 279**

**INCLUDING :**

- 1 x017785 SHAPING CUTTER Z20 Ø60 POS 1 - BORE ATTACHMENT Ø35 - GRANITE / QUARTZ
- 1 x017786 SHAPING CUTTER Z20 Ø60 POS 2 - BORE ATTACHMENT Ø35 - GRANITE / QUARTZ
- 1 x017787 SHAPING CUTTER Z20 Ø60 POS 3 - BORE ATTACHMENT Ø35 - GRANITE / QUARTZ
- 1 x017788 POLISHING WHEEL Z20 Ø60 POS 6 - BORE ATTACHMENT Ø35 - GRANITE / QUARTZ
- 1 x017789 POLISHING WHEEL Z20 Ø60 POS 7 - BORE ATTACHMENT Ø35 - GRANITE / QUARTZ
- 1 x017868 POLISHING WHEEL Z20 Ø60 FINISH - ATTACHMENT BORE Ø35 - GRANITE / QUARTZ



**SET OF Z30 PROFILE TOOLS Ø60 - BORE ATTACHMENT Ø35 - GRANITE / QUARTZ**

0 **K0000 280**

**INCLUDING :**

- 1 x017790 PROFILE CUTTER Z30 Ø60 - POS 1 - Ø35 BORE FASTENING - GRANITE / QUARTZ
- 1 x017791 PROFILE CUTTER Z30 Ø60 - POS 2 - Ø35 BORE FASTENING - GRANITE / QUARTZ
- 1 x017792 PROFILE CUTTER Z30 Ø60 - POS 3 - Ø35 BORE FASTENING - GRANITE / QUARTZ
- 1 x017880 PROFILE CUTTER Z30 Ø60 - POS 4 - Ø35 BORE FASTENING - GRANITE / QUARTZ
- 1 x017793 PROFILING WHEEL Z30 Ø60 - POS 6 - Ø35 BORE FASTENING - GRANITE / QUARTZ
- 1 x017794 PROFILING WHEEL Z30 Ø60 - POS 7 - Ø35 BORE FASTENING - GRANITE / QUARTZ



**SET OF Z40 PROFILE TOOLS Ø60 - BORE ATTACHMENT Ø35 - GRANITE / QUARTZ**

0 **K0000 281**

**INCLUDING :**

- 1 x017795 PROFILE CUTTER Z40 Ø60 - POS 1 - Ø35 BORE FASTENING - GRANITE / QUARTZ
- 1 x017796 PROFILE CUTTER Z40 Ø60 - POS 2 - Ø35 BORE FASTENING - GRANITE / QUARTZ
- 1 x017797 PROFILE CUTTER Z40 Ø60 - POS 3 - Ø35 BORE FASTENING - GRANITE / QUARTZ
- 1 x017881 PROFILE CUTTER Z40 Ø60 - POS 4 - Ø35 BORE FASTENING - GRANITE / QUARTZ
- 1 x017798 PROFILING WHEEL Z40 Ø60 - POS 6 - Ø35 BORE FASTENING - GRANITE / QUARTZ
- 1 x017799 PROFILING WHEEL Z40 Ø60 - POS 7 - Ø35 BORE FASTENING - GRANITE / QUARTZ



**SET OF Z40 PROFILE TOOLS Ø20 - ATTACHMENT 1/2 GAS - GRANITE / QUARTZ**

0 **K0000 325**

**INCLUDING :**

- 1 x018153 PROFILE CUTTER Z40 Ø20 - POS 1 - 1/2 GAS FASTENING - GRANITE / QUARTZ
- 1 x018154 PROFILE CUTTER Z40 Ø20 - POS 2 - 1/2 GAS FASTENING - GRANITE / QUARTZ
- 1 x018155 PROFILE CUTTER Z40 Ø20 - POS 3 - 1/2 GAS FASTENING - GRANITE / QUARTZ
- 1 x018156 PROFILE CUTTER Z40 Ø20 - POS 4 - 1/2 GAS FASTENING - GRANITE / QUARTZ
- 1 x018157 PROFILING WHEEL Z40 Ø20 - POS 6 - 1/2 GAS FASTENING - GRANITE / QUARTZ
- 1 x018158 PROFILING WHEEL Z40 Ø20 - POS 7 - 1/2 GAS FASTENING - GRANITE / QUARTZ



**SET OF Z60 PROFILE TOOLS Ø80 WITH INTERIOR ARISES - BORE ATTACHMENT Ø35 - GRANITE / QUARTZ**

0 **K0000 339**

Z-profile kit, height 60mm, especially designed for the successful machining of edges with edge bottoms.

Ideal for polishing the edges of a prie-Dieu.

**INCLUDING :**

- 1 x019907 PROFILE CUTTER Z60 Ø80 FOR INTERIOR ARISES - POS 1 - Ø35 BORE - GRANITE
- 1 x019908 PROFILE CUTTER Z60 Ø80 FOR INTERIOR ARISES - POS 2 - Ø35 BORE - GRANITE
- 1 x019909 PROFILE CUTTER Z60 Ø80 FOR INTERIOR ARISES - POS 3 - Ø35 BORE - GRANITE
- 1 x019910 PROFILE CUTTER Z60 Ø80 FOR INTERIOR ARISES - POS 6 - Ø35 BORE - GRANITE
- 1 x019911 PROFILE CUTTER Z60 Ø80 FOR INTERIOR ARISES - POS 6 - Ø35 BORE - GRANITE
- 1 x019912 PROFILE CUTTER Z60 Ø80 FOR INTERIOR ARISES - POS 7 - Ø35 BORE - GRANITE
- 1 x019326 POLISHING WHEEL Z Ø75 - FELT - ATTACHMENT BORE Ø35 - GRANITE

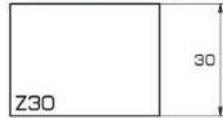


**SET OF Z30 PROFILE TOOLS Ø10 - ATTACHMENT 1/2 GAS - GRANITE / QUARTZ**

0 **K0000 413**

**INCLUDING :**

- 1 x019861 SHAPING CUTTER Z30 Ø10 UHS POS 1 - ATTACHMENT 1/2 GAS - GRANITE / QUARTZ
- 1 x019862 SHAPING CUTTER Z30 Ø10 UHS POS 2 - ATTACHMENT 1/2 GAS - GRANITE / QUARTZ
- 1 x019863 SHAPING CUTTER Z30 Ø10 UHS POS 3 - ATTACHMENT 1/2 GAS GRANITE / QUARTZ
- 1 x019866 POLISHING WHEEL Z30 Ø10 UHS POS 6 - ATTACHMENT 1/2 GAS GRANITE / QUARTZ
- 1 x019867 POLISHING WHEEL Z30 Ø10 UHS POS 7 - ATTACHMENT 1/2 GAS GRANITE / QUARTZ



**SET OF Z50 Ø60 PROFILE TOOLS - BORE ATTACHMENT Ø35 - GRANITE / QUARTZ**

0 **K0000 481**

**INCLUDING :**

- 1 x022058 PROFILE CUTTER Z50 Ø60 - POS 1 - Ø35 BORE FASTENING - GRANITE / QUARTZ
- 1 x022063 PROFILE CUTTER Z50 Ø60 - POS 2 - Ø35 BORE FASTENING - GRANITE / QUARTZ
- 1 x022064 PROFILE CUTTER Z50 Ø60 - POS 3 - Ø35 BORE FASTENING - GRANITE / QUARTZ
- 1 x022077 PROFILE CUTTER Z50 Ø60 - POS 5 - Ø35 BORE FASTENING - GRANITE / QUARTZ
- 1 x022065 PROFILING WHEEL Z50 Ø60 - POS 6 - Ø35 BORE FASTENING - GRANITE / QUARTZ
- 1 x022066 PROFILING WHEEL Z50 Ø60 - POS 7 - Ø35 BORE FASTENING - GRANITE / QUARTZ



**SET OF Z30 PROFILE TOOLS Ø80 - BORE ATTACHMENT Ø35 - GRANITE / QUARTZ**

0 **K0000 579**

**INCLUDING :**

- 1 x017064 PROFIL WHEEL Z30 Ø80 POS 1 - ATTACHMENT BORE Ø35 - GRANITE / QUARTZ
- 1 x017065 PROFILE CUTTER Z30 Ø80 - POS 2 - Ø35 BORE FASTENING - GRANITE / QUARTZ
- 1 x017066 PROFIL WHEEL Z30 Ø80 POS 3 - ATTACHMENT BORE Ø35 - GRANITE / QUARTZ
- 1 x017067 PROFIL WHEEL Z30 Ø80 POS 4 - ATTACHMENT BORE Ø35 - GRANITE / QUARTZ
- 1 x017069 POLISHING WHEEL Z30 Ø80 POS 6 - ATTACHMENT BORE Ø35 - GRANITE / QUARTZ
- 1 x017070 POLISHING WHEEL Z30 Ø80 POS 7 - ATTACHMENT BORE Ø35 - GRANITE / QUARTZ



**SET OF Z30 Ø20 PROFILE TOOLS - ATTACHMENT 1/2 GAS - - GRANITE / QUARTZ**

0 **K0000 610**

**INCLUDING :**

- 1 x026000 PROFILE CUTTER Z30 Ø20 - POS 1 - 1/2 GAS FASTENING - GRANITE / QUARTZ
- 1 x026001 PROFILE CUTTER Z30 Ø20 - POS 2 - 1/2 GAS FASTENING - GRANITE / QUARTZ
- 1 x026002 PROFILE CUTTER Z30 Ø20 - POS 3 - 1/2 GAS FASTENING - GRANITE / QUARTZ
- 1 x026003 PROFILE CUTTER Z30 Ø20 - POS 4 - 1/2 GAS FASTENING - GRANITE / QUARTZ
- 1 x018157 PROFILING WHEEL Z40 Ø20 - POS 6 - 1/2 GAS FASTENING - GRANITE / QUARTZ
- 1 x018158 PROFILING WHEEL Z40 Ø20 - POS 7 - 1/2 GAS FASTENING - GRANITE / QUARTZ



**KIT PROFIL Z30 Ø60 ALÉSAGE Ø35 -MARBRE**

0 **K0000 613**

**INCLUDING :**

- 1 x026407 SHAPING CUTTER Z30 Ø60 POS 1 - ATTACHEMENT BORE Ø35 - MARBLE
- 1 x026408 SHAPING CUTTER Z30 Ø60 POS 2 - ATTACHEMENT BORE Ø35 - MARBLE
- 1 x026409 SHAPING CUTTER Z30 Ø65 POS 3 - ATTACHEMENT BORE Ø35 - MARBLE
- 1 x026410 POLISHING WHEEL Z30 Ø60 POS 4 - BORE ATTACHMENT Ø35 -MARBLE
- 1 x026411 POLISHING WHEEL Z30 Ø60 POS 5 - BORE ATTACHMENT Ø35 -MARBLE




**SET OF ZR20 PROFILE TOOLS Ø80 R5 - BORE ATTACHMENT Ø35 - GRANITE / QUARTZ**

0 **K0000 282**

**INCLUDING :**

- 1 x 017800 PROFILE CUTTER ZR20 Ø80 R5 - POS 1 - Ø35 BORE FASTENING - GRANITE / QUARTZ
- 1 x 017801 PROFILE CUTTER ZR20 Ø80 R5 - POS 2 - Ø35 BORE FASTENING - GRANITE / QUARTZ
- 1 x 017802 PROFILE CUTTER ZR20 Ø80 R5 - POS 3 - Ø35 BORE FASTENING - GRANITE / QUARTZ
- 1 x 017882 PROFILE CUTTER ZR20 Ø80 R5 - POS 4 - Ø35 BORE FASTENING - GRANITE / QUARTZ
- 1 x 017803 PROFILING WHEEL ZR20 Ø80 R5 - POS 6 - Ø35 BORE FASTENING - GRANITE / QUARTZ
- 1 x 017804 PROFILING WHEEL ZR20 Ø80 R5 - POS 7 - Ø35 BORE FASTENING - GRANITE / QUARTZ

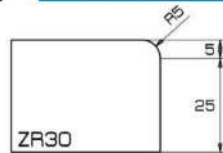


**SET OF ZR30 PROFILE TOOLS Ø80 R5 - BORE ATTACHMENT Ø35 - GRANITE / QUARTZ**

0 **K0000 284**

**INCLUDING :**

- 1 x 017805 PROFILE CUTTER ZR30 R5 Ø80 - POS 1 - Ø35 BORE FASTENING - GRANITE / QUARTZ
- 1 x 017806 PROFILE CUTTER ZR30 Ø80 R5 - POS 2 - Ø35 BORE FASTENING - GRANITE / QUARTZ
- 1 x 017807 PROFILE CUTTER ZR30 Ø80 R5 - POS 3 - Ø35 BORE FASTENING - GRANITE / QUARTZ
- 1 x 017884 PROFILE CUTTER ZR30 Ø80 R5 - POS 4 - Ø35 BORE FASTENING - GRANITE / QUARTZ
- 1 x 017808 PROFILING WHEEL ZR30 Ø80 R5 - POS 6 - Ø35 BORE FASTENING - GRANITE / QUARTZ
- 1 x 017809 PROFILING WHEEL ZR30 Ø80 R5 - POS 7 - Ø35 BORE FASTENING - GRANITE / QUARTZ

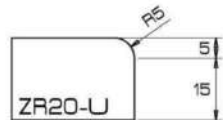


**SET OF ZR20-U R5 Ø20 PROFILE TOOLS - ATTACHMENT 1/2 GAS - GRANITE / QUARTZ**

0 **K0000 460**

**INCLUDING :**

- 1 x 021187 SHAPING CUTTER ZR20-U Ø20 R5 POS 1 - ATTACHMENT BORE Ø35 - GRANITE / QUARTZ
- 1 x 021188 SHAPING CUTTER ZR20-U Ø20 R5 POS 2 - ATTACHMENT BORE Ø35 - GRANITE / QUARTZ
- 1 x 021189 SHAPING CUTTER ZR20-U Ø20 R5 POS 3 - ATTACHMENT BORE Ø35 - GRANITE / QUARTZ
- 1 x 021190 SHAPING CUTTER ZR20-U Ø20 R5 POS 4 - ATTACHMENT BORE Ø35 - GRANITE / QUARTZ
- 1 x 021191 POLISHING WHEEL ZR20-U Ø20 R5 POS 5 - ATTACHMENT BORE Ø35 - GRANITE / QUARTZ
- 1 x 021192 POLISHING WHEEL ZR20-U Ø20 R5 POS 6 - ATTACHMENT BORE Ø35 - GRANITE / QUARTZ
- 1 x 021193 POLISHING WHEEL ZR20-U Ø20 R5 POS 7 - ATTACHMENT BORE Ø35 - GRANITE / QUARTZ



**SET OF ZR30-U R5 Ø20 PROFILE TOOLS - ATTACHMENT 1/2 GAS - GRANITE / QUARTZ**

0 **K0000 461**

**INCLUDING :**

- 1 x 021204 SHAPING CUTTER ZR30-U Ø20 R5 - POS 1 - 1/2 GAS FASTENING - GRANITE / QUARTZ
- 1 x 021205 SHAPING CUTTER ZR30-U Ø20 R5 POS - ATTACHMENT 1/2 GAZ GRANITE / QUARTZ
- 1 x 021206 SHAPING CUTTER ZR30-U Ø20 R5 POS 3 - ATTACHMENT 1/2 GAZ GRANITE / QUARTZ
- 1 x 021207 SHAPING CUTTER ZR30-U Ø20 R5 - POS 4 - 1/2 GAS FASTENING - GRANITE / QUARTZ
- 1 x 021208 SHAPING CUTTER ZR30-U Ø20 R5 POS 6 - ATTACHMENT 1/2 GAZ GRANITE/ QUARTZ
- 1 x 021209 SHAPING CUTTER ZR30-U Ø20 R5 POS 7 - ATTACHMENT 1/2 GAZ GRANITE / QUARTZ



**SET OF ZS PROFILE30 Ø90 - Ø35 BORE ATTACHMENT - GRANITE / QUARTZ**

0 **K0000 254**

**INCLUDING :**

- 1 x 017815 PROFIL WHEEL ZS30 Ø90 POS 1 - ATTACHMENT BORE Ø35- GRANITE / QUARTZ
- 1 x 017816 PROFIL WHEEL ZS30 Ø90 POS 2 - ATTACHMENT BORE Ø35- GRANITE / QUARTZ
- 1 x 017817 PROFIL WHEEL ZS30 Ø90 POS 3 - ATTACHMENT BORE Ø35- GRANITE / QUARTZ
- 1 x 017865 PROFILE CUTTER ZS30 Ø90 - POS 5 - Ø35 BORE FASTENING - GRANITE / QUARTZ
- 1 x 017818 POLISHING WHEEL ZS30 Ø80 POS 6 - ATTACHMENT BORE Ø35 - GRANITE / QUARTZ
- 1 x 017819 POLISHING WHEEL ZS30 Ø80 POS 7 - ATTACHMENT BORE Ø35 -GRANITE / QUARTZ

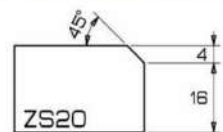


**SET OF ZS20 PROFILE TOOLS Ø82 R5 - BORE ATTACHMENT Ø35 - GRANITE / QUARTZ**

0 **K0000 285**

**INCLUDING :**

- 1 x 017810 PROFIL WHEEL ZS20 Ø90 POS 1 - ATTACHMENT BORE Ø35- GRANITE / QUARTZ
- 1 x 017811 PROFIL WHEEL ZS20 Ø90 POS 2 - FIXATION ALESAGE Ø35 - GRANITE / QUARTZ
- 1 x 017812 PROFIL WHEEL ZS30 Ø90 POS 3 - ATTACHMENT BORE Ø35- GRANITE / QUARTZ
- 1 x 017885 PROFIL WHEEL ZS20 Ø92 POS 4 - ATTACHMENT BORE Ø35- GRANITE / QUARTZ
- 1 x 017813 POLISHING WHEEL ZS20 Ø72 POS 6 - BOHRUNG Ø35 -GRANITE / QUARTZ
- 1 x 017814 POLISHING WHEEL ZS20 Ø72 POS 7 - ATTACHMENT BORE Ø35 -GRANITE / QUARTZ



**SET OF ZS30-2 PROFILE TOOLS Ø90 - BORE ATTACHMENT Ø35 - GRANITE / QUARTZ**

0 **K0000 311**

**INCLUDING :**

- 1 x 018031 PROFIL WHEEL ZS30-2 Ø80 POS 1 - ATTACHMENT BORE Ø35- GRANITE / QUARTZ
- 1 x 018032 PROFIL WHEEL ZS30-2 Ø80 POS 2 - ATTACHMENT BORE Ø35- GRANITE / QUARTZ
- 1 x 018033 PROFIL WHEEL ZS30-2 Ø80 POS 3 - ATTACHMENT BORE Ø35- GRANITE / QUARTZ
- 1 x 018030 PROFIL WHEEL ZS30-2 Ø80 POS 5 - ATTACHMENT BORE Ø35- GRANITE / QUARTZ
- 1 x 018034 POLISHING WHEELZS30-2 Ø70 POS 6 - ATTACHMENT BORE Ø35 -GRANITE / QUARTZ
- 1 x 018035 POLISHING WHEEL ZS30-2 Ø70 POS 7 - ATTACHMENT BORE Ø35 -GRANITE / QUARTZ



**SET OF ZS30-2 PROFILE TOOLS Ø20 - ATTACHMENT 1/2 GAS - GRANITE / QUARTZ**

0 **K0000 340**

**INCLUDING :**

- 1 x018706 PROFILE CUTTER ZS30-2 Ø20 - POS 1 - 1/2 GAS FASTENING - GRANITE / QUARTZ
- 1 x018707 PROFILE CUTTER ZS30-2 Ø20 - POS 2 - 1/2 GAS FASTENING - GRANITE / QUARTZ
- 1 x018708 PROFILE CUTTER ZS30-2 Ø20 - POS 3 - 1/2 GAS FASTENING - GRANITE / QUARTZ
- 1 x018709 PROFILE CUTTER ZS30-2 Ø20 - POS 4 - 1/2 GAS FASTENING - GRANITE / QUARTZ
- 1 x018710 PROFILING WHEEL ZS30-4 Ø20 - POS 6 - 1/2 GAS FASTENING - GRANITE / QUARTZ
- 1 x018711 PROFILING WHEEL ZS30-4 Ø20 - POS 7 - 1/2 GAS FASTENING - GRANITE / QUARTZ



**SET OF ZS20-3 PROFILE TOOLS Ø20 - ATTACHMENT 1/2 GAS - GRANITE / QUARTZ**

0 **K0000 419**

**INCLUDING :**

- 1 x019368 PROFILE CUTTER ZS20-3 Ø20 - POS 1 - 1/2 GAS FASTENING - GRANITE / QUARTZ
- 1 x019369 PROFILE CUTTER ZS20-3 Ø20 - POS 2 - 1/2 GAS FASTENING - GRANITE / QUARTZ
- 1 x019370 PROFILE CUTTER ZS20-3 Ø20 - POS 3 - 1/2 GAS FASTENING - GRANITE / QUARTZ
- 1 x019371 PROFILE CUTTER ZS20-3 Ø20 - POS 4 - 1/2 GAS FASTENING - GRANITE / QUARTZ
- 1 x018710 PROFILING WHEEL ZS30-4 Ø20 - POS 6 - 1/2 GAS FASTENING - GRANITE / QUARTZ
- 1 x018711 PROFILING WHEEL ZS30-4 Ø20 - POS 7 - 1/2 GAS FASTENING - GRANITE / QUARTZ



**SET OF ZS2-2 Ø78 PROFILE TOOLS - BORE ATTACHMENT Ø35 - GRANITE / QUARTZ**

0 **K0000 462**

**INCLUDING :**

- 1 x021210 PROFILE CUTTER ZS20-2 Ø78 - POS 1 - Ø35 BORE FASTENING - GRANITE / QUARTZ
- 1 x021211 PROFILE CUTTER ZS20-2 Ø78 - POS 2 - Ø35 BORE FASTENING - GRANITE / QUARTZ
- 1 x021212 PROFILE CUTTER ZS20-2 Ø78 - POS 3 - Ø35 BORE FASTENING - GRANITE / QUARTZ
- 1 x021213 PROFILING WHEEL ZS20-2 Ø80 - POS 6 - Ø35 BORE FASTENING - GRANITE / QUARTZ
- 1 x021214 PROFILING WHEEL ZS20-2 Ø80 - POS 7 - Ø35 BORE FASTENING - GRANITE / QUARTZ

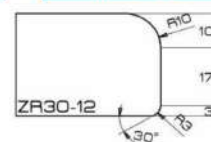


**SET OF ZR30 PROFILE TOOLS Ø93 RADIUS 10 - Ø35 BORE - GRANITE/QUARTZ**

0 **K0000 580**

**INCLUDING :**

- 1 x019377 FRAISE PROFIL ZR30 R10 Ø93 -POS 1 - FIXATION ALÉSAGE Ø35 - GRANIT / QUARTZ
- 1 x019378 FRAISE PROFIL ZR30 R10 Ø93 -POS 2 - FIXATION ALÉSAGE Ø35 - GRANIT / QUARTZ
- 1 x019379 FRAISE PROFIL ZR30 R10 Ø93 -POS 3 - FIXATION ALÉSAGE Ø35 - GRANIT / QUARTZ
- 1 x019380 FRAISE PROFIL ZR30 R10 Ø93 -POS 4 - FIXATION ALÉSAGE Ø35 - GRANIT / QUARTZ
- 1 x019381 MEULE PROFIL ZR EP30 R10ALES Ø35 mm POSITION 5 GRANIT / QUARTZ
- 1 x019382 MEULE PROFIL ZR EP30 R10ALES Ø35 mm POSITION 6 GRANIT / QUARTZ
- 1 x019383 MEULE PROFIL ZR EP30 R10ALES Ø35 mm POSITION 7 GRANIT / QUARTZ



**KIT PROFIL ZS30-8 Ø75 ALÉSAGE Ø35 -MARBRE**

0 **K0000 614**

**INCLUDING :**

- 1 x026412 SHAPING CUTTER ZS30-8 Ø75 POS 1 - ATTACHEMENT BORE Ø35 - MARBLE
- 1 x026413 SHAPING CUTTER ZS30-8 Ø75 POS 2 - ATTACHEMENT BORE Ø35 - MARBLE
- 1 x026414 SHAPING CUTTER ZS30-8 Ø75 POS 3 - ATTACHEMENT BORE Ø35 - MARBLE
- 1 x026415 POLISHING WHEEL ZS30-8 Ø75 POS 4 - BORE ATTACHMENT Ø35 -MARBLE
- 1 x026416 POLISHING WHEEL ZS30-8 Ø75 POS 5 - BORE ATTACHMENT Ø35 -MARBLE





# TOOLING

**SAWING**

**DRILLING**

**ROUTING**

**MILLING**

**DRAINBOARD**

**GROOVING**

**POLISHING**

**PROFILING**

**TEXTURING**

**MANUAL TOOLING**

**ENGRAVING**

**SHARPENING**

**BUSH HAMMERING PLATE Ø150 - 6 STANDARD ROLLERS - ATTACHMENT M14 FEMALE**

Bushhammering plate with 6 standard rollers to be used on a manual or CNC machine.

0 **017673**



**SET OF 4 BUSH HAMMERING FRANKFURT SEGMENTS COARSE FINISH (24 TEETH)**

**INCLUDING :**

4 x 017471 BUSH HAMMERING FRANKFURT SEGMENT - 24 TEETH - COARSE - GRANITE

0 **K0000 315**



X4

**BUSH HAMMERING SET WITH 4 FRANKFURT SEGMENTS STANDARD FINISH (48 TEETH)**

**INCLUDING :**

4 x 017972 BUSH HAMMERING FRANKFURT SEGMENT - 48 TEETH - PLUS - GRANITE

0 **K0000 361**



X4

**BUSH HAMMERING SET WITH 4 FRANKFURT SEGMENTS FINE FINISH (136 TEETH)**

**INCLUDING :**

4 x 019070 BUSH HAMMERING FRANKFURT SEGMENT - 136 TEETH - PLUS - GRANITE

0 **K0000 362**



X4

**BUSH HAMMERING SET WITH 5 FRANKFURT SEGMENTS COARSE FINISH (24 TEETH)**

**INCLUDING :**

5 x 017471 BUSH HAMMERING FRANKFURT SEGMENT - 24 TEETH - COARSE - GRANITE

0 **K0000 364**



X5

**BUSH HAMMERING SET WITH 5 FRANKFURT SEGMENTS COARSE FINISH (24 TEETH)**

**INCLUDING :**

5 x 017972 BUSH HAMMERING FRANKFURT SEGMENT - 48 TEETH - PLUS - GRANITE

0 **K0000 365**



X5

**BUSH HAMMERING SET WITH 5 FRANKFURT SEGMENTS FINE FINISH (136 TEETH)**

**INCLUDING :**

5 x 019070 BUSH HAMMERING FRANKFURT SEGMENT - 136 TEETH - PLUS - GRANITE

0 **K0000 366**



X5

**BUSH HAMMERING SET WITH 7 FRANKFURT SEGMENTS COARSE FINISH (24 TEETH)**

**INCLUDING :**

7 x 017471 BUSH HAMMERING FRANKFURT SEGMENT - 24 TEETH - COARSE - GRANITE

0 **K0000 368**



X7

**BUSH HAMMERING SET WITH 7 FRANKFURT SEGMENTS STANDARD FINISH (48 TEETH)**

**INCLUDING :**

7 x 017972 BUSH HAMMERING FRANKFURT SEGMENT - 48 TEETH - PLUS - GRANITE

0 **K0000 369**



X7



**BUSH HAMMERING SET WITH 7 FRANKFURT SEGMENTS FINE FINISH (136 TEETH)**

0 K0000 370

**INCLUDING :**

7 x 019070 BUSH HAMMERING FRANKFURT SEGMENT - 136 TEETH - PLUS - GRANITE



**SET OF AGED FINISHING BRUSHES FOR 4 SEGMENTS FRANKFURT PLATE**

0 K0000 228

**INCLUDING :**

4 x 020378 DIAMOND BRUSH - GRIT 30 5CS - ATTACHMENT FRANKFURT  
 4 x 020379 DIAMOND BRUSH - GRIT 60 5CS - ATTACHMENT FRANKFURT  
 4 x 020380 DIAMOND BRUSH - GRIT 120 5CS - ATTACHMENT FRANKFURT  
 4 x 020381 DIAMOND BRUSH - GRIT 220 5CS - ATTACHMENT FRANKFURT  
 4 x 020383 DIAMOND BRUSH - GRIT 400 5CS - ATTACHMENT FRANKFURT  
 4 x 020384 DIAMOND BRUSH - GRIT 800 5CS - ATTACHMENT FRANKFURT



**SET OF BRUSH PLATES Ø250 - VELCRO ATTACHMENT - CONCRETE**

0 K0000 596

**INCLUDING :**

1 x 025352 PLATE BRUSH Ø250 - GRIT 20 - VELCRO ATTACHMENT - ARCHITECTURAL CONCRETE  
 1 x 025353 PLATE BRUSH Ø250 - GRIT 40 - VELCRO ATTACHMENT - ARCHITECTURAL CONCRETE  
 1 x 025354 PLATE BRUSH Ø250 - GRIT 80 - VELCRO ATTACHMENT - ARCHITECTURAL CONCRETE  
 1 x 025355 PLATE BRUSH Ø250 - GRIT 120 - VELCRO ATTACHMENT - ARCHITECTURAL CONCRETE  
 1 x 025357 BRUSH PLATE Ø250 - GRIT 240 - VELCRO ATTACHMENT - CONCRETE  
 1 x 025358 PLATE BRUSH Ø250 - GRIT 320 - VELCRO ATTACHMENT - ARCHITECTURAL CONCRETE



**BRUSHING KIT FOR AN AGED FINISH WITH ROLLER BRUSHES L170**

0 K0000 406

Roller brushing set which allows for a more or less pronounced deformation of the edge of the stele, depending on the hardness of the granite, giving it an aged look and feel.

**INCLUDING :**

1 x 019752 DRUM BRUSH L160 - AGED FINISH - GRIT 46 - Ø43 BORE ATTACHMENT  
 1 x 019816 DRUM BRUSH L160 - AGED FINISH - GRIT 60 - Ø43 BORE ATTACHMENT  
 1 x 019817 DRUM BRUSH L160 - AGED FINISH - GRIT 120 - Ø43 BORE ATTACHMENT  
 1 x 019818 DRUM BRUSH L160 - AGED FINISH - GRIT 240 - Ø43 BORE ATTACHMENT  
 1 x 019819 DRUM BRUSH L160 - AGED FINISH - GRIT 500 - Ø43 BORE ATTACHMENT



**KIT DE BROSSAGE FINITION**

0 K0000 588

**INCLUDING :**

1 x 024744 DRUM BRUSH L200 - AGED FINISH - GRIT 46 - Ø43 BORE ATTACHMENT  
 1 x 024567 DRUM BRUSH L200 - AGED FINISH - GRIT 60 - Ø43 BORE ATTACHMENT  
 1 x 024568 DRUM BRUSH L200 - AGED FINISH - GRIT 120 - Ø43 BORE ATTACHMENT  
 1 x 024569 DRUM BRUSH L200 - AGED FINISH - GRIT 240 - Ø43 BORE ATTACHMENT  
 1 x 0245670 ROLLER BRUSH L=200 mm - OLD FINISHING - BORE Ø43



**AGED FINISH BRUSH KIT WITH BRUSHES L140 FOR BS6 HEAD - GRANITE**

0 K0000 337

**INCLUDING :**

6 x 017174 DIAMOND BRUSH L140 - GRIT 36  
 6 x 017175 DIAMOND BRUSH L140 - GRIT 46  
 6 x 017176 DIAMOND BRUSH L140 - GRIT 60  
 6 x 017177 DIAMOND BRUSH L140 - GRIT 120  
 6 x 017178 DIAMOND BRUSH L140 - GRIT 180  
 6 x 017179 DIAMOND BRUSH L140 - GRIT 240  
 6 x 017180 DIAMOND BRUSH L140 - GRIT 500



**SET OF AGED FINISH BRUSHES FOR 7 SEGMENTS FRANKFURT PLATE**

0 K0000 346

**INCLUDING :**

7 x 020378 DIAMOND BRUSH - GRIT 30 5CS - ATTACHMENT FRANKFURT  
 7 x 020379 DIAMOND BRUSH - GRIT 60 5CS - ATTACHMENT FRANKFURT  
 7 x 020380 DIAMOND BRUSH - GRIT 120 5CS - ATTACHMENT FRANKFURT  
 7 x 020381 DIAMOND BRUSH - GRIT 220 5CS - ATTACHMENT FRANKFURT  
 7 x 020383 DIAMOND BRUSH - GRIT 400 5CS - ATTACHMENT FRANKFURT  
 7 x 020384 DIAMOND BRUSH - GRIT 800 5CS - ATTACHMENT FRANKFURT



**SET OF AGED FINISHING BRUSHES FOR 5 SEGMENTS FRANKFURT PLATE**

0 **K0000 547**

**INCLUDING :**

- 5 x 020378 DIAMOND BRUSH - GRIT 30 5CS - ATTACHMENT FRANKFURT
- 5 x 020379 DIAMOND BRUSH - GRIT 60 5CS - ATTACHMENT FRANKFURT
- 5 x 020380 DIAMOND BRUSH - GRIT 120 5CS - ATTACHMENT FRANKFURT
- 5 x 020381 DIAMOND BRUSH - GRIT 220 5CS - ATTACHMENT FRANKFURT
- 5 x 020383 DIAMOND BRUSH - GRIT 400 5CS - ATTACHMENT FRANKFURT
- 5 x 020384 DIAMOND BRUSH - GRIT 800 5CS - ATTACHMENT FRANKFURT



**SET OF LEATHER FINISHING BRUSHES WITH BRUSHES Ø100 - H40 - ATTACHMENT BORE Ø35**

0 **K0000 455**

Roller brushing set that allows for the edge of the worktop to be deformed to a greater or lesser degree, depending on the hardness of the granite, giving it a leathery look and feel.



**INCLUDING :**

- 1 x 020467 BRUSH PROFILE Z30 Ø100 - GRIT 30 - DIAMOND RESIN - ATTACHMENT Ø35 BORE
- 1 x 020468 BRUSH PROFILE Z30 Ø100 - GRIT 60 - DIAMOND RESIN - ATTACHMENT Ø35 BORE
- 1 x 020469 BRUSH PROFILE Z30 Ø100 - GRIT 120 - DIAMOND RESIN - ATTACHMENT Ø35 BORE
- 1 x 020470 BRUSH PROFILE Z30 Ø100 - GRIT 220 - DIAMOND RESIN - ATTACHMENT Ø35 BORE
- 1 x 020471 BRUSH PROFILE Z30 Ø100 - GRIT 300 - DIAMOND RESIN - ATTACHMENT Ø35 BORE
- 1 x 020472 BRUSH FOR Z40 PROFILE Ø100 - GRIT 320 - SILICON CARBIDE - ATTACHMENT BORE Ø35

**SET OF BRUSHES FOR LEATHER FINISH WITH Ø100 mm BRUSHES - FRF FIXING FOR AR-3 HEAD**

0 **K0000 504**

**INCLUDING :**

- 3 x 023352 BRUSH Ø100 5CS - GRIT 30 - FRF ATTACHMENT
- 3 x 023353 BRUSH Ø100 5CS - GRIT 60 - FRF ATTACHMENT
- 3 x 023354 BRUSH Ø100 5CS - GRIT 120 - FRF ATTACHMENT
- 3 x 023355 BRUSH Ø100 5CS - GRIT 220 - FRF ATTACHMENT
- 3 x 023357 BRUSH Ø100 5CS - GRIT 320 - FRF ATTACHMENT
- 3 x 023358 BRUSH Ø100 5CS - GRIT 400 - FRF ATTACHMENT



**KIT DE 5 BROSSES Ø130 FINITION CUIR - FIXATION ESCARGOT / M14**

0 **K0000 520**

**INCLUDING :**

- 1 x 020389 BRUSH Ø130 - GRIT 30 - DIAMOND RESIN - SNAIL ATTACHMENT / M14
- 1 x 020390 BRUSH Ø130 - GRIT 60 - DIAMOND RESIN - SNAIL ATTACHMENT / M14
- 1 x 020391 BRUSH Ø130 - GRIT 120 - DIAMOND RESIN - SNAIL ATTACHMENT / M14
- 1 x 020392 BRUSH Ø130 - GRIT 220 - DIAMOND RESIN - SNAIL ATTACHMENT / M14
- 1 x 020393 BRUSH Ø130 - GRIT 300 - DIAMOND RESIN - SNAIL ATTACHMENT / M14



**SET OF LEATHER FINISH BRUSHES WITH L140 BRUSHES FOR B56 HEAD - GRANITE**

0 **K0000 344**

**INCLUDING :**

- 6 x 017156 LEATHER FINISH BRUSH LENGTH 140 - GRIT 36
- 6 x 017157 LEATHER FINISH BRUSH LENGTH 140 - GRIT 60
- 6 x 017158 LEATHER FINISH BRUSH LENGTH 140 - GRIT 120
- 6 x 017159 LEATHER FINISH BRUSH LENGTH 140 - GRIT 240
- 6 x 017160 LEATHER FINISH BRUSH LENGTH 140 - GRIT 320
- 6 x 017161 LEATHER FINISH BRUSH LENGTH 140 - GRIT 500



**SANDBLAST SET WITH 4 FRANKFURT SEGMENTS - EXTRA FINE FINISH**

0 **K0000 384**

**INCLUDING :**

- 4 x 019549 FRANKFURT SANDBLAST SEGMENT - EXTRA FINE BASIC



X4

**SANDBLAST SET WITH 4 FRANKFURT SEGMENTS - BASIC FINE FINISH**

0 **K0000 385**

**INCLUDING :**

- 4 x 019488 FRANKFURT SANDBLAST SEGMENT - FINE BASIC - STONE



X4

**SANDBLAST SET WITH 4 FRANKFURT SEGMENTS - BASIC COARSE FINISH**

0 K0000 386

**INCLUDING :**

4 x 019489 FRANKFURT SANDBLAST SEGMENT - FULL FINITION



**SANDBLAST SET WITH 5 FRANKFURT SEGMENTS - EXTRA FINE FINISH**

0 K0000 387

**INCLUDING :**

5 x 019549 FRANKFURT SANDBLAST SEGMENT - EXTRA FINE BASIC



**SANDBLAST SET WITH 5 FRANKFURT SEGMENTS - BASIC FINE FINISH**

0 K0000 388

**INCLUDING :**

5 x 019488 FRANKFURT SANDBLAST SEGMENT - FINE BASIC - STONE



**SANDBLAST SET WITH 5 FRANKFURT SEGMENTS - MEDIUM FINISH**

0 K0000 389

**INCLUDING :**

5 x 017971 SANDBLAST FRANKFURT SEGMENT - MEDIUM BASIC - STONE



**SANDBLAST SET WITH 5 FRANKFURT SEGMENTS - BASIC COARSE FINISH**

0 K0000 390

**INCLUDING :**

5 x 019489 FRANKFURT SANDBLAST SEGMENT - FULL FINITION



**SANDBLAST SET WITH 7 FRANKFURT SEGMENTS - EXTRA FINE FINISH**

0 K0000 391

**INCLUDING :**

7 x 019549 FRANKFURT SANDBLAST SEGMENT - EXTRA FINE BASIC



**SANDBLAST SET WITH 7 FRANKFURT SEGMENTS - BASIC FINISH+ STONE**

0 K0000 392

**INCLUDING :**

7 x 019488 FRANKFURT SANDBLAST SEGMENT - FINE BASIC - STONE



**SANDBLAST SET WITH 7 FRANKFURT SEGMENTS - BASIC MEDIUM FINISH**

0 K0000 393

**INCLUDING :**

7 x 017971 SANDBLAST FRANKFURT SEGMENT - MEDIUM BASIC - STONE



**SANDBLAST SET WITH 7 FRANKFURT SEGMENTS - BASIC COARSE FINISH**

0

K0000 394

**INCLUDING :**

7 x 019489 FRANKFURT SANDBLAST SEGMENT - FULL FINITION



X7

**BUSH HAMMERING SET WITH 4 FRANKFURT SEGMENTS MEDIUM SAND FINISH - LIMESTONE**

0

K0000 363

**INCLUDING :**

4 x 017971 SANDBLAST FRANKFURT SEGMENT - MEDIUM BASIC - STONE



X4

**BUSH HAMMERING SET WITH 5 FRANKFURT SEGMENTS MEDIUM SAND FINISH - LIMESTONE**

0

K0000 367

**INCLUDING :**

5 x 017971 SANDBLAST FRANKFURT SEGMENT - MEDIUM BASIC - STONE



**SET OF BRUSHES FOR LEATHER FINISH WITH BRUSHES SC Ø100 - FRF ATTACHMENT FOR AR-3 HEAD**

0

K0000 566

**INCLUDING :**

- 3 x 024561 BRUSH Ø100 SC - GRIT 30 - FRF ATTACHMENT ADOUCI
- 3 x 024562 BRUSH Ø100 - GRIT 60 - FRF ATTACHMENT
- 3 x 024563 BRUSH Ø100 SC - GRIT 120 - FRF ATTACHMENT
- 3 x 024564 BRUSH Ø100 SC - GRIT 220 - FRF ATTACHMENT ADOUCI
- 3 x 024565 BRUSH Ø100 SC - GRIT 320 - FRF ATTACHMENT
- 3 x 024566 BRUSH Ø100 SC - GRIT 400 - FRF ATTACHMENT



# TOOLING

**SAWING**

**DRILLING**

**ROUTING**

**MILLING**

**DRAINBOARD**

**GROOVING**

**POLISHING**





**PROFILING**

**TEXTURING**

**MANUAL TOOLING**

**ENGRAVING**

**SHARPENING**

<p><b>SAW BLADE Ø125 COBRA GALVANISED - THICKNESS 25 - FLANGE M14 - ALL MATERIALS</b></p>	0	<p><b>019637</b></p>
<p>Universal cutting disc. Ideal for roughing and shaping. Indispensable on building sites. Cuts all materials.</p>		
		
<p><b>SAW BLADE Ø230 COBRA GALVANISED - THICKNESS 25 - FLANGE M14 - ALL MATERIALS</b></p>	0	<p><b>021059</b></p>
<p>Universal cutting disc. Ideal for roughing and shaping. Indispensable on building sites. Cuts all materials.</p>		
		
<p><b>DIAMOND FLAP DISC Ø115 M14 FLANGE - GREEN 60</b></p>	0	<p><b>022427</b></p>
<p>Works wet or dry. Enables sanding work.</p>		
		
<p><b>DIAMOND FLAP DISC Ø115 M14 FLANGE - BLACK 120</b></p>	0	<p><b>022428</b></p>
<p>Works wet or dry. Enables sanding work.</p>		
		
<p><b>DIAMOND FLAP DISC Ø115 M14 FLANGE - RED 200</b></p>	0	<p><b>022429</b></p>
<p>Works wet or dry. Enables sanding work.</p>		
		
<p><b>PAPER FLAP DISC Ø115 M14 FLANGE - GRIT 60</b></p>	0	<p><b>023860</b></p>
<p>Works wet or dry. Enables sanding work.</p>		
		
<p><b>PAPER FLAP DISC Ø115 M14 FLANGE - GRIT 200</b></p>	0	<p><b>023861</b></p>
<p>Works wet or dry. Enables sanding work.</p>		
		
<p><b>PAPER FLAP DISC Ø115 M14 FLANGE - GRIT 400</b></p>	0	<p><b>024288</b></p>
<p>Works wet or dry. Enables sanding work.</p>		
		

**PAPER FLAP DISC Ø115 M14 FLANGE - GRIT 120**

0

**025809**

Works wet or dry. Enables sanding work.

**SAW BLADE MULTIFONCTION Ø125 - M14 ALL MATERIALS**

0

**026013**

Special blade for inclined cutting on ceramics, porcelain stoneware and natural stone tiles.

Coating on both sides for particularly clean cuts.

Allows effortless 45° cuts.

**DIAMOND FLAP DISC Ø115 M14 FLANGE - GREY 50**

0

**022426**

Works wet or dry. Enables sanding work.







# TOOLING

**SAWING**

**DRILLING**

**ROUTING**

**MILLING**

**DRAINBOARD**

**GROOVING**

**POLISHING**

**PROFILING**

**TEXTURING**

**MANUAL TOOLING**

**ENGRAVING**

**SHARPENING**

**ENGRAVING CUTTER FOR WRITING Ø10 × 90° PCD - ATTACHMENT Ø10 - ALL STONES**

The cutter tips are made of PCD (Poly Cristalline Diamond) which improves the line accuracy and tool life.

0 014970



**ENGRAVING CUTTER FOR WRITING 0.5 × 60° PCD - FIXING Ø10 - ALL STONES**

The cutter tips are made of PCD (Poly Cristalline Diamond) which improves the accuracy and tool life.

0 019386



**ENGRAVING BIT FOR WRITING Ø10 × 70° PCD - ATTACHMENT Ø10 - ALL STONES**

The cutter tips are made of PCD (Poly Cristalline Diamond) which improves the line accuracy and tool life.

0 019496



**ENGRAVING BIT FOR WRITING Ø10 × 120° PCD - ATTACHMENT Ø10 - ALL STONES**

The cutter tips are made of PCD (Poly Cristalline Diamond) which improves the line accuracy and tool life.

0 019497



**ENGRAVING CUTTER Ø3 × 50 R1.5 WIDIA - CENTRAL WATERING - 1/2 GAS ATTACHMENT - MARBLE**

All our engraving cutters are suitable for your sculptures and bas-reliefs. The different inclinations of our engraving cutters allow for excellent finishing results. The cutter tips are made of compressed diamond, which guarantees a longer tool life.

0 017418



**ENGRAVING CUTTER Ø3×50 WIDIA - LENGTH 110 - ATTACHMENT 1/2 GAS - MARBLE**

All our engraving cutters are suitable for your sculptures and the realization of your bas-reliefs. The different inclinations of our engraving cutters allow for excellent finishing results. The cutter tips are made of compressed diamond, which guarantees a longer tool life.

0 019084



**ENGRAVING CUTTER Ø3×30 - R1.5 WIDIA - CENTRAL COOLING - ATTACHMENT 1/2 GAS - MARBLE**

All our engraving cutters are suitable for your sculptures and the realization of your bas-reliefs. The different inclinations of our engraving cutters allow for excellent finishing results. The cutter tips are made of compressed diamond, which guarantees a longer tool life.

0 019502



**ENGRAVING CUTTER Ø5 × 30 R2.5 WIDIA - CENTRAL WATERING - ATTACHMENT 1/2 GAS - MARBLE**

All our engraving cutters are suitable for your sculptures and the realization of your bas-reliefs. The different inclinations of our engraving cutters allow for excellent finishing results. The cutter tips are made of compressed diamond, which guarantees a longer tool life.

0 019503



**ENGRAVING CUTTER Ø8 x 30 R4 WIDIA - CENTRAL WATERING - ATTACHMENT 1/2 GAS - MARBLE**

0

**019504**

All of our engraving cutters are suitable for your sculptures and the realization of your bas-reliefs. The different inclinations of our engraving cutters allow us to have excellent finishing results. The milling tips are made of compressed diamond which guarantees a longer tool life.



**ENGRAVING CUTTER Ø12x50 R2.5 CONICAL - ATTACHMENT 1/2 GAS**

0

**019082**

Hard metal engraving cutter suitable for carving or making bas-reliefs in marble.



**SCULPTING WHEEL Ø20x40 R5.5 HARD METAL TIP - WITH WATERING - 1/2 GAS ATTACHMENT**

0

**019083**

Hard metal engraving cutter suitable for carving or the realization of your bas-reliefs in marble.



**ENGRAVING CUTTER Ø12x28 R1 - HARD METAL - WITH COOLING - ATTACHMENT 1/2 GAS - MARBLE**

0

**019505**

Hard metal engraving cutter suitable for carving or the realization of bas-reliefs in marble.



**ENGRAVING CUTTER Ø12x28 R3- HARD METAL - WITH COOLING - ATTACHMENT 1/2 GAS - MARBLE**

0

**019506**

Hard metal engraving cutter suitable for carving or the realization of bas-reliefs in marble.



**SCULPTING WHEEL Ø16x35 R2.5 HARD METAL TIP - WITH WATERING - 1/2 GAS ATTACHMENT**

0

**019507**

Hard metal engraving cutter suitable for carving or the realization of bas-reliefs in marble.



**SCULPTING WHEEL Ø20x40 R2.5 HARD METAL TIP - WITH WATERING - 1/2 GAS ATTACHMENT**

0

**019509**

Hard metal engraving cutter suitable for carving or the realization of bas-reliefs in marble.



**SCULPTING WHEEL Ø16x35 R2.5 HARD METAL TIP - WITH WATERING - 1/2 GAS ATTACHMENT**

0

**019510**

Hard metal engraving cutter suitable for carving or the realization of bas-reliefs in marble.



**SCULPTING WHEEL Ø16x102 R4 HARD METAL TIP - WITH WATERING - 1/2 GAS ATTACHMENT**

0

**019511**

Hard metal engraving cutter suitable for the realization or making bas-reliefs in marble.



**ENGRAVING CUTTER Ø4 ELECTRO-DEPOSITED - 1/2 GAS ATTACHMENT - MARBLE**

0 **K0000 514**

Electrodeposited engraving cutter suitable for carving in marble.

**INCLUDING :**

- 1 x 019710 ROUTER BIT L36 R2 ELECTROPLATED - FITTING Ø6 MALE
- 1 x 019711 1/2 GAS ATTACHMENT FOR ENGRAVING BIT Ø6



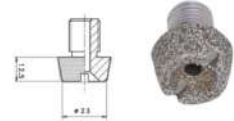
**ENGRAVING CUTTER Ø23 ELECTRO-DEPOSITED - 1/2 GAS ATTACHMENT - MARBLE**

0 **K0000 515**

Electrodeposited engraving cutter suitable for carving in marble.

**INCLUDING :**

- 1 x 019719 ROUTING CUTTER Ø23X12.5 ELECTROPLATED - FITTING M16 - MARBLE
- 1 x 019718 ATTACHMENT ELECTROPLATED CUTTER Ø30 - 1/2 GAS - FITTING M16



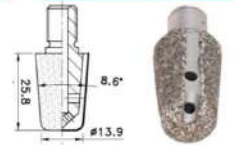
**CARVING CUTTER FLAT TIP - ELECTROPLATED - ATTACHMENT 1/2 GAS - MARBLE**

0 **K0000 533**

Electrodeposited engraving cutter suitable for carving in marble.

**INCLUDING :**

- 1 x 019706 ROUTER Ø20X15 ELECTROPLATED - FITTING M10 FEMALE - ATTACHMENT 1/2 GAS
- 1 x 019707 ROUTER BIT LU=25.8 Ø27 Ø13.9 ANGLE 8.6° ELECTROPLATED - ATTACHMENT M10 MALE



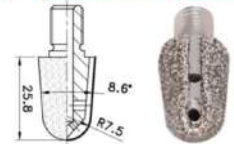
**CARVING CUTTER ROUND TIP - ELECTROPLATED - ATTACHMENT 1/2 GAS - MARBLE**

0 **K0000 534**

Electrodeposited engraving cutter suitable for carving in marble.

**INCLUDING :**

- 1 x 019706 ROUTER Ø20X15 ELECTROPLATED - FITTING M10 FEMALE - ATTACHMENT 1/2 GAS
- 1 x 019708 ROUTER BIT LU=25.5 GØ27 PØ14.5 ANGLE 8.6° ELECTROPLATED - ATTACHMENT M10 MALE



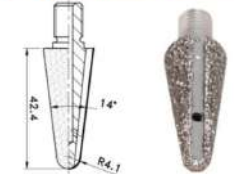
**CARVING CUTTER CONICAL TIP - ELECTROPLATED - ATTACHMENT 1/2 GAS - MARBLE**

0 **K0000 535**

Electrodeposited engraving cutter suitable for carving in marble.

**INCLUDING :**

- 1 x 019706 ROUTER Ø20X15 ELECTROPLATED - FITTING M10 FEMALE - ATTACHMENT 1/2 GAS
- 1 x 019709 ROUTER BIT LU=42 GØ27 R8 ANGLE 14° ELECTROPLATED - ATTACHMENT M10 MALE



**SCULPTING ROUTER BIT Ø5 x 15 PCD - ATTACHMENT 1/2 GAS - GRANITE / HARD STONE**

0 **019976**

All our engraving cutters are suitable for your sculptures and realization of your bas-reliefs. The different inclinations of our engraving cutters allow for excellent finishing results. The cutter tips are made of compressed diamond which guarantees a longer tool life.



# TOOLING

**SAWING**

**DRILLING**

**ROUTING**

**MILLING**

**DRAINBOARD**

**GROOVING**

**POLISHING**

**PROFILING**

**TEXTURING**

**MANUAL TOOLING**


**ENGRAVING**

**SHARPENING**

**SHARPENER STONE FOR DIAMOND TOOLS 320 × 320 × 55**

To revive a disc, makes incisions into the stone, equal in depth to the diamond segments of the disc.  
Makes 3 passes lengthwise on the stone, with very little water and a feed speed of 1 m/min

0

**023006****STONE SHARPENER DIAMOND TOOLS 310 × 180 × 70**

To revive a disc, makes incisions into the stone, equal in depth to the diamond segments of the disc.  
Makes 3 passes lengthwise on the stone, with very little water and a feed speed of 1 m/min

0

**024480**

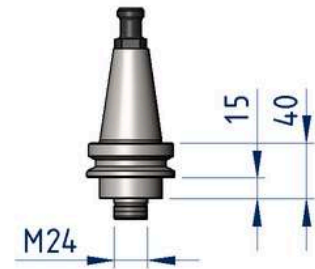
# TOOL HOLDERS

TOOL CONES BT40

## ▶ TOOL CONES BT40

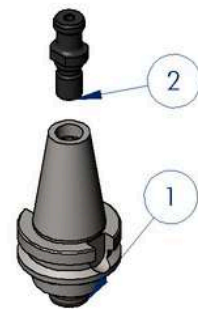
### BT40 TOOL HOLDER - M24 ATTACHMENT - L15 - Ø15 PULL STUD

Code A400 73 22 000



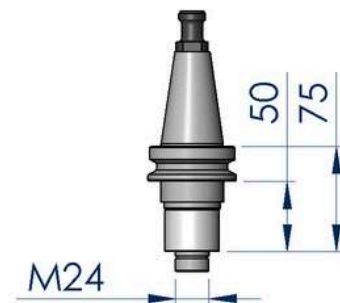
#### SPARE PARTS

Mark	Reference	QTY	Designation
1	A400 71 68 001	1	BT40 TOOL HOLDER - M24 ATTACHMENT - L15 - WITHOUT PULL STUD
2	A400 73 01 002	1	Ø15 THIBAUT PULL STUD FOR BT40 TOOL HOLDER



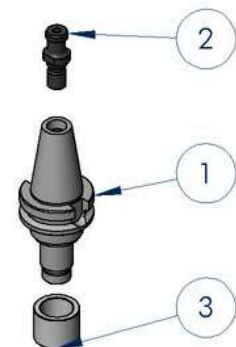
### BT40 TOOL HOLDER - M24 ATTACHMENT WITH SPACER - Ø15 PULL STUD

Code A400 73 05 000



#### SPARE PARTS

Mark	Reference	QTY	Designation
1	A400 71 36 001	1	BT40 TOOL HOLDER - M24 ATTACHMENT + Ø28 BORE - L49,5 WITHOUT PULL STUD
2	A400 73 01 002	1	Ø15 THIBAUT PULL STUD FOR BT40 TOOL HOLDER
3	A400 71 36 002	1	SPACER 28X39X30

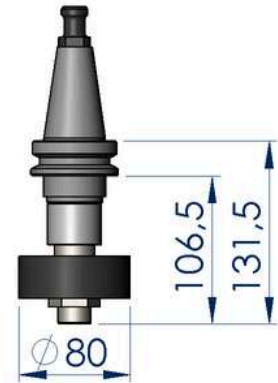




► **TOOL CONES BT40**

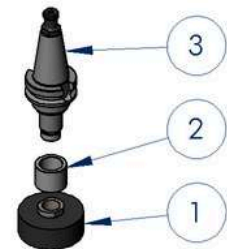
**BT40 TOOL HOLDER WITH FLEXIBLE M24 ATTACHMENT - LENGHT 131.5 - Ø15 PULL STUD**

Code AS 01 528



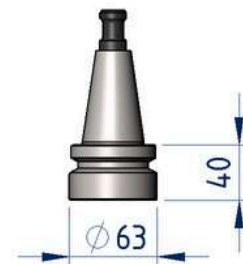
**SPARE PARTS**

Mark	Reference	QTY	Designation
1	<a href="#">004722</a>	1	SOFT SEAL Ø80 - M24 MALE ATTACHMENT - M24 FEMALE ATTACHMENT
2	<a href="#">A400 71 36 002</a>	1	SPACER 28X39X30
3	<a href="#">A400 73 05 100</a>	1	BT40 TOOL HOLDER - M24 ATTACHMENT - Ø15 PULL STUD



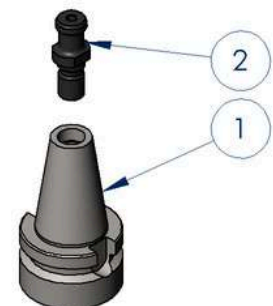
**BT40 TOOL HOLDER - M30 ATTACHMENT - Ø15 PULL STUD**

Code A400 73 02 000



**SPARE PARTS**

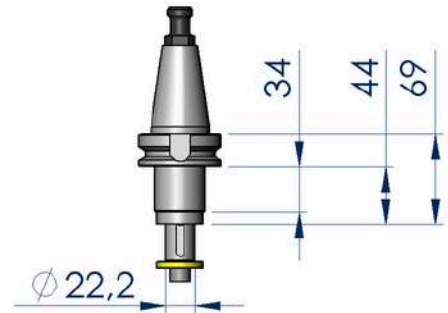
Mark	Reference	QTY	Designation
1	<a href="#">A400 71 09 001</a>	1	BT40 TOOL HOLDER - M30 ATTACHMENT + CENTERING Ø45 - WITHOUT PULL STUD
2	<a href="#">A400 73 01 002</a>	1	Ø15 THIBAUT PULL STUD FOR BT40 TOOL HOLDER



## ▶ TOOL CONES BT40

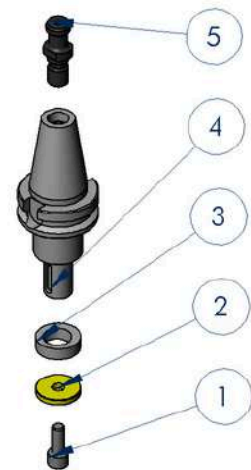
### BT40 TOOL HOLDER - ATTACHMENT Ø22.2 BORE M10 - Ø15 - Ø15 PULL STUD

Code A400 73 11 000



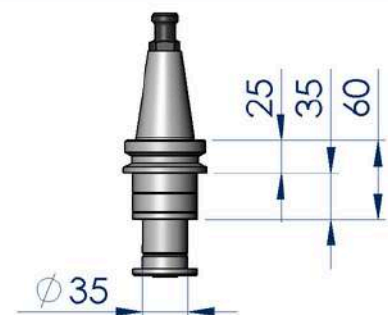
#### SPARE PARTS

Mark	Reference	QTY	Designation
1	000245	1	HEXAGONAL SOCKET HEAD CAP SCREW M10X25
2	0610 30 20 000	1	WASHER 10X35X5
3	A400 71 89 002	1	SPACER 22.5X35X10
4	A400 71 93 001	1	BT40 TOOL HOLDER - Ø22.2 BORE ATTACHMENT M10 - L38 - WITHOUT PULL STUD
5	A400 73 01 002	1	Ø15 THIBAUT PULL STUD FOR BT40 TOOL HOLDER



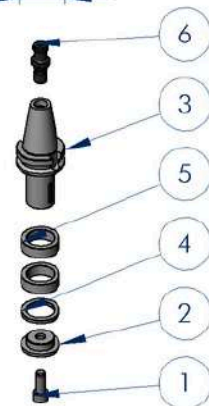
### BT40 TOOL HOLDER - Ø35 BORE ATTACHMENT - Ø15 PULL STUD

Code A400 73 03 000



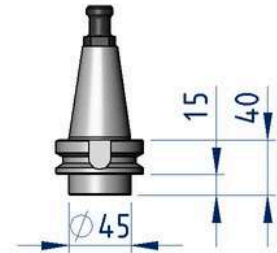
#### SPARE PARTS

Mark	Reference	QTY	Designation
1	000393	1	HEXAGONAL SOCKET HEAD CAP SCREW M12X30
2	A400 71 11 002	1	SHOULDERED WASHER 13X35X49X15
3	A400 71 22 001	1	BT40 TOOL HOLDER - Ø35 BORE - L61.5 - WITHOUT PULL STUD
4	A400 71 22 003	1	SPACER 35X49X5
5	A400 71 23 002	2	SPACER 35X49X15
6	A400 73 01 002	1	Ø15 THIBAUT PULL STUD FOR BT40 TOOL HOLDER



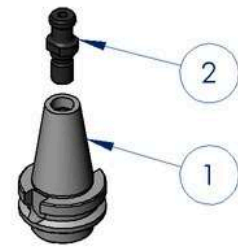
► **TOOL CONES BT40**

**BT40 ARBOR L15 - ATTACHMENT 1/2 GAS - Ø15 PULL STUD**  
**Code AS 01 092**

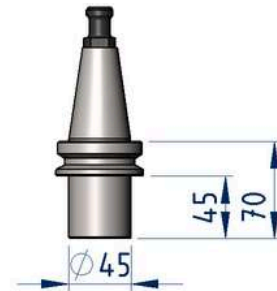


**SPARE PARTS**

Mark	Reference	QTY	Designation
1	<a href="#">A400 71 10 001</a>	1	BT40 TOOL HOLDER - 1/2 GAS ATTACHMENT L15 - WITHOUT PULL STUD
2	<a href="#">A400 73 01 002</a>	1	Ø15 THIBAUT PULL STUD FOR BT40 TOOL HOLDER

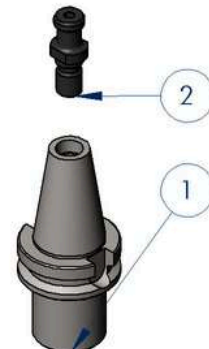


**BT40 TOOL HOLDER - 1/2 GAS ATTACHMENT - Ø15 PULL STUD**  
**Code A400 73 01 000**



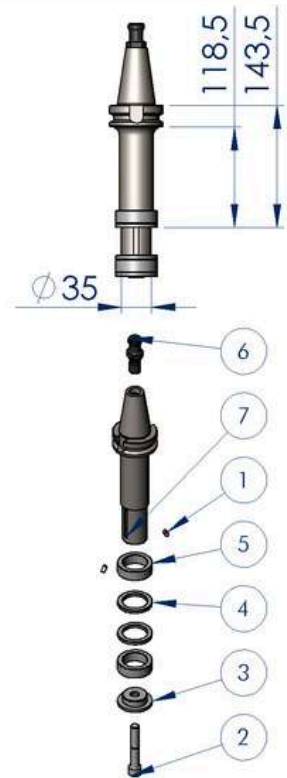
**SPARE PARTS**

Mark	Reference	QTY	Designation
1	<a href="#">A400 71 60 001</a>	1	BT40 TOOL HOLDER - 1/2 GAS ATTACHMENT - L45 - WITHOUT PULL STUD
2	<a href="#">A400 73 01 002</a>	1	Ø15 THIBAUT PULL STUD FOR BT40 TOOL HOLDER



## ▶ TOOL CONES BT40

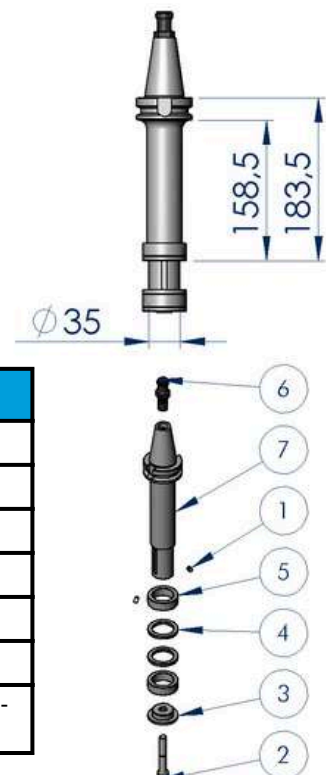
### BT40 TOOL HOLDER - 1/2 GAS ATTACHMENT - Ø35 BORE - L160 - Ø15 PULL STUD Code A400 73 40 000



#### SPARE PARTS

Mark	Reference	QTY	Designation
1	000020	2	GRUB SCREW M6X10
2	001021	1	HEXAGONAL SOCKET HEAD CAP SCREW M12X70
3	A400 71 11 002	1	SHOULDERED WASHER 13X35X49X15
4	A400 71 22 003	2	SPACER 35X49X5
5	A400 71 23 002	2	SPACER 35X49X15
6	A400 73 01 002	1	Ø15 THIBAUT PULL STUD FOR BT40 TOOL HOLDER
7	A400 73 40 001	1	BT40 TOOL HOLDER - 1/2 GAS ATTACHMENT + Ø35 BORE - L160 - WITHOUT PULL STUD

### BT40 TOOL HOLDER - 1/2 GAS ATTACHMENT + Ø35 BORE - L200 - Ø15 PULL STUD Code A400 73 43 000



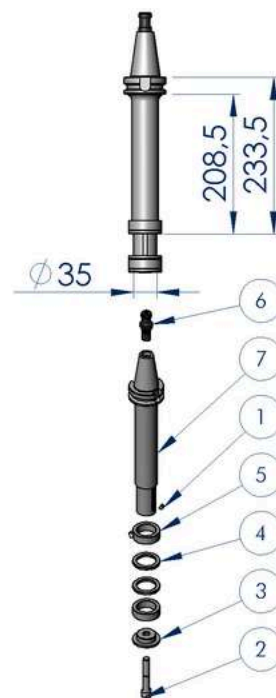
#### SPARE PARTS

Mark	Reference	QTY	Designation
1	000020	2	GRUB SCREW M6X10
2	001021	1	HEXAGONAL SOCKET HEAD CAP SCREW M12X70
3	A400 71 11 002	1	SHOULDERED WASHER 13X35X49X15
4	A400 71 22 003	2	SPACER 35X49X5
5	A400 71 23 002	2	SPACER 35X49X15
6	A400 73 01 002	1	Ø15 THIBAUT PULL STUD FOR BT40 TOOL HOLDER
7	A400 73 43 001	1	BT40 TOOL HOLDER - 1/2 GAS + Ø35 BORE ATTACHMENT - L200 - WITHOUT PULL STUD

► **TOOL CONES BT40**

**BT40 TOOL HOLDER - 1/2 GAS ATTACHMENT - Ø35 BORE - L250 - Ø15 PULL STUD**

**Code A400 73 44 000**

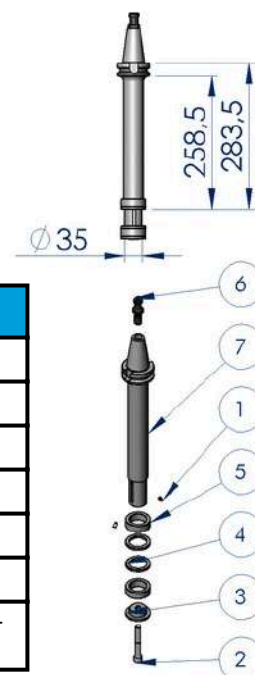


**SPARE PARTS**

Mark	Reference	QTY	Designation
1	<a href="#">000020</a>	2	GRUB SCREW M6X10
2	<a href="#">001021</a>	1	HEXAGONAL SOCKET HEAD CAP SCREW M12X70
3	<a href="#">A400 71 11 002</a>	1	SHOULDERED WASHER 13X35X49X15
4	<a href="#">A400 71 22 003</a>	2	SPACER 35X49X5
5	<a href="#">A400 71 23 002</a>	2	SPACER 35X49X15
6	<a href="#">A400 73 01 002</a>	1	Ø15 THIBAUT PULL STUD FOR BT40 TOOL HOLDER
7	<a href="#">A400 73 44 001</a>	1	BT40 TOOL HOLDER - 1/2 GAS ATTACHMENT + Ø35 BORE - L250 - WITHOUT PULL STUD

**BT40 TOOL HOLDER - 1/2 GAS ATTACHMENT + Ø35 BORE - L300 - Ø15 PULL STUD**

**Code A400 73 41 000**



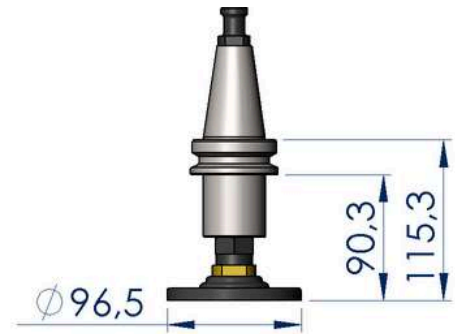
**SPARE PARTS**

Mark	Reference	QTY	Designation
1	<a href="#">000020</a>	2	GRUB SCREW M6X10
2	<a href="#">001021</a>	1	HEXAGONAL SOCKET HEAD CAP SCREW M12X70
3	<a href="#">A400 71 11 002</a>	1	SHOULDERED WASHER 13X35X49X15
4	<a href="#">A400 71 22 003</a>	2	SPACER 35X49X5
5	<a href="#">A400 71 23 002</a>	2	SPACER 35X49X15
6	<a href="#">A400 73 01 002</a>	1	Ø15 THIBAUT PULL STUD FOR BT40 TOOL HOLDER
7	<a href="#">A400 73 41 001</a>	1	BT40 TOOL HOLDER - 1/2 GAS + Ø35 BORE ATTACHMENT - L300 - WITHOUT PULL STUD

## ▶ TOOL CONES BT40

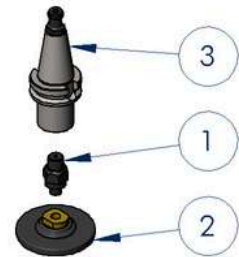
### BT40 TOOL HOLDER - L115 - ATTACHMENT VELCRO FLEXIBLE Ø100 - Ø15 PULL STUD

Code AS 01 414




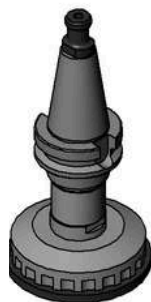
#### SPARE PARTS

Mark	Reference	QTY	Designation
1	019430	1	1/2 GAS ADAPTER MALE - M14 MALE
2	019971	1	FLEXIBLE VELCRO PLATE Ø100 - M14 FEMALE ADAPTATION
3	A400 73 01 000	1	BT40 TOOL HOLDER - 1/2 GAS ATTACHMENT - Ø15 PULL STUD



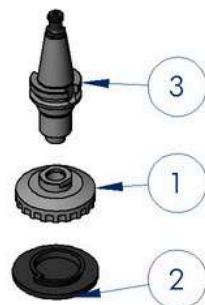
### BT40 TOOL HOLDER - L90 - VELCRO ATTACHMENT RIGID Ø100 - Ø15 PULL STUD

Code AS 01 483



#### SPARE PARTS

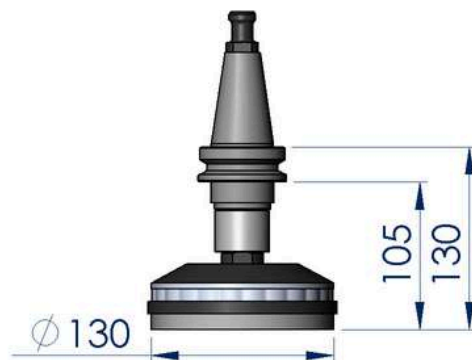
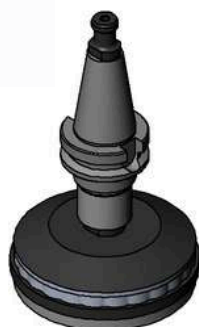
Mark	Reference	QTY	Designation
1	002867	1	SNAIL PLATE FLEXIBLE Ø100 - FEMALE M24 ATTACHMENT
2	018476	1	RIGID SNAIL PLATE Ø100 FOR VELCRO TOOL ATTACHMENT
3	A400 73 05 000	1	BT40 TOOL HOLDER - M24 ATTACHMENT WITH SPACER - Ø15 PULL STUD



► **TOOL CONES BT40**

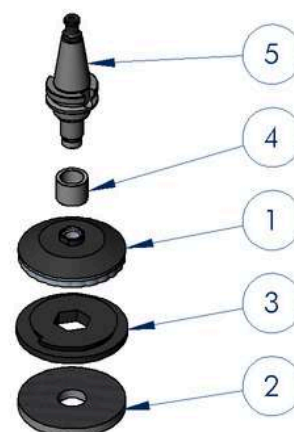
**BT40 TOOL HOLDER - L130 - FASTENING VELCRO FOAM Ø130 TH.12 - Ø15 PULL STUD**

Code AS 01 693



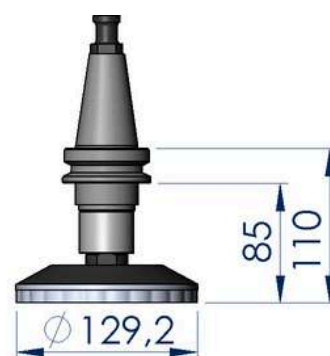
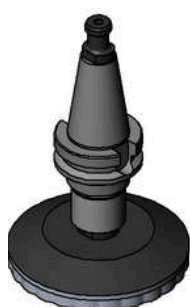
**SPARE PARTS**

Mark	Reference	QTY	Designation
1	005542	1	FLEXIBLE SNAIL PLATE Ø130 - M24 ATTACHMENT FEMALE
2	015677	1	Ø130 FOAM WITH DOUBLE-SIDED VELCRO
3	015678	1	SNAIL FITTING INSERT WITH Ø130 VELCRO
4	A400 71 36 002	1	SPACER 28X39X30
5	A400 73 05 100	1	BT40 TOOL HOLDER - M24 ATTACHMENT - Ø15 PULL STUD



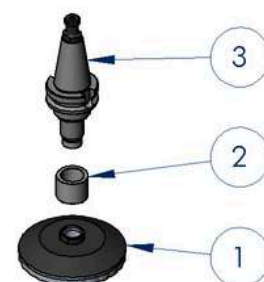
**BT40 TOOL HOLDER - L110 - FLEXIBLE SNAIL PLATE Ø130 - Ø15 PULL STUD**

Code AS 01 965




**SPARE PARTS**

Mark	Reference	QTY	Designation
1	005542	1	SNAIL PLATE FLEXIBLE Ø130 - FEMALE M24 ATTACHMENT
2	A400 71 36 002	1	SPACER 28X39X30
3	A400 73 05 100	1	BT40 TOOL HOLDER - M24 ATTACHMENT - Ø15 PULL STUD



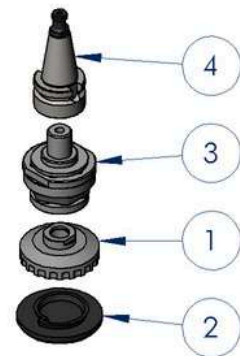
## ▶ TOOL CONES BT40

### BT40 TOOL HOLDER - WITH FLEXIBLE VELCRO PLATE Ø100 - Ø15 PULL STUD Code AS 01 766

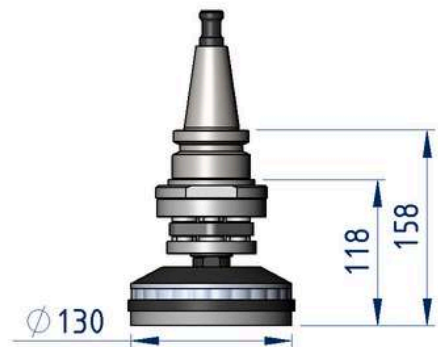


#### SPARE PARTS

Mark	Reference	QTY	Designation
1	002867	1	SNAIL PLATE FLEXIBLE Ø100 - FEMALE M24 ATTACHMENT
2	015731	1	SNAIL PLATE Ø100 WITH FOAM - VELCRO ATTACHMENT
3	A400 71 81 000	1	ARBOR FOR CONCAVE POLISHING - MALE M30 FASTENING - MALE M24 ATTACHMENT
4	A400 73 02 000	1	BT40 TOOL HOLDER - M30 ATTACHMENT - Ø15 PULL STUD

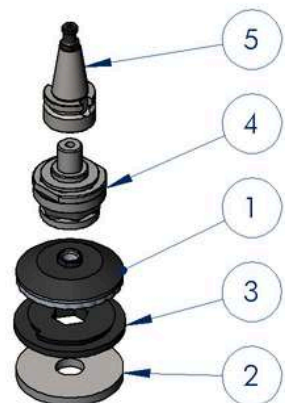


### BT40 TOOL HOLDER WITH FLEXIBLE VELCRO PLATE Ø130 - Ø15 PULL STUD Code AS 00 948



#### SPARE PARTS

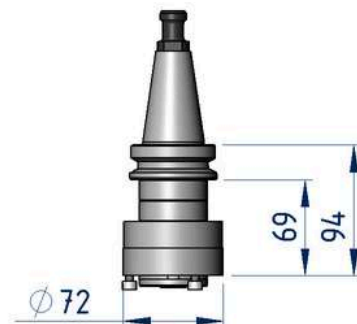
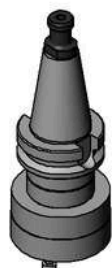
Mark	Reference	QTY	Designation
1	005542	1	SNAIL PLATE FLEXIBLE Ø130 - FEMALE M24 ATTACHMENT
2	015677	1	Ø130 FOAM WITH DOUBLE-SIDED VELCRO
3	015678	1	SNAIL FITTING INSERT WITH Ø130 VELCRO
4	A400 71 81 000	1	ARBOR FOR CONCAVE POLISHING - MALE M30 FASTENING - MALE M24 ATTACHMENT
5	A400 73 02 000	1	BT40 TOOL HOLDER - M30 ATTACHMENT - Ø15 PULL STUD





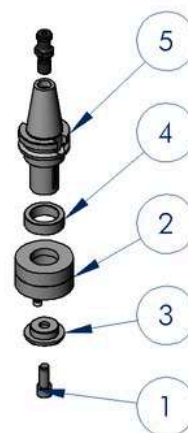
► **TOOL CONES BT40**

**BT40 TOOL HOLDER - Ø91 STUBBING WHEEL ATTACHMENT - Ø15 PULL STUD**  
Code AS 00 983

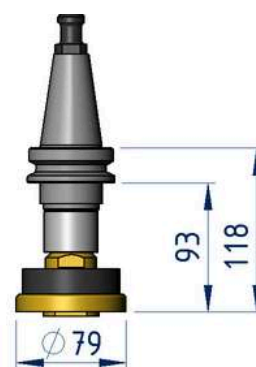


**SPARE PARTS**

Mark	Reference	QTY	Designation
1	<a href="#">000393</a>	1	HEXAGONAL SOCKET HEAD CAP SCREW M12X30
2	<a href="#">016992</a>	1	ATTACHMENT MILLING TOOL Ø91 - ATTACHMENT BORE Ø35 - FITTING BORE Ø50 (3/Ø63)
3	<a href="#">A400 71 11 002</a>	1	SHOULDERED WASHER 13X35X49X15
4	<a href="#">A400 71 23 002</a>	2	SPACER 35X49X15
5	<a href="#">A400 73 03 100</a>	1	BT40 TOOL HOLDER - Ø35 BORE - L61.5 - Ø15 PULL STUD

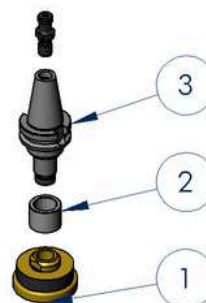


**BT40 TOOL HOLDER WITH FLEXIBLE TORNADO PLATE - Ø15 PULL STUD**  
Code AS 00 984



**SPARE PARTS**

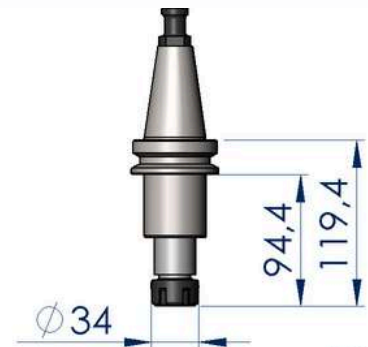
Mark	Reference	QTY	Designation
1	<a href="#">014520</a>	1	FLEXIBLE TORNADO MAGNET - M24X2 FEMALE COUPLING - WITHOUT LOCK
2	<a href="#">A400 71 36 002</a>	1	SPACER 28X39X30
3	<a href="#">A400 73 05 100</a>	1	BT40 TOOL HOLDER - M24 ATTACHMENT - Ø15 PULL STUD



## ▶ TOOL CONES BT40

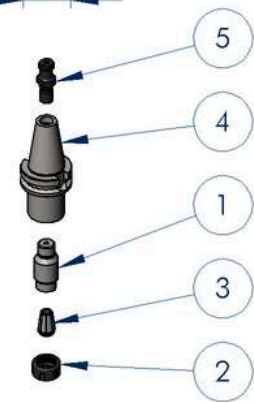
### BT40 TOOL HOLDER - ERG20 ATTACHMENT - Ø15 PULL STUD

Code AS 02 094



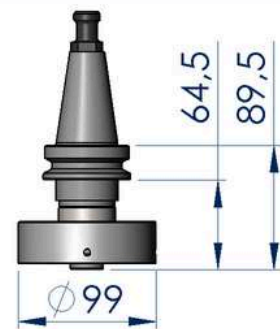
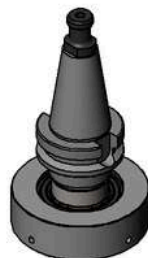
#### SPARE PARTS

Mark	Reference	QTY	Designation
1	015252	1	1/2 GAS ATTACHMENT COLLET ENGRAVING
2	015253	1	CLAMPING NUT FOR COLLET ERG20
3	015257	1	ELASTIC COLLET ERG20 Ø10
4	A400 71 60 001	1	BT40 TOOL HOLDER - 1/2 GAS ATTACHMENT - L45 - WITHOUT PULL STUD
5	A400 73 01 002	1	Ø15 THIBAUT PULL STUD FOR BT40 TOOL HOLDER



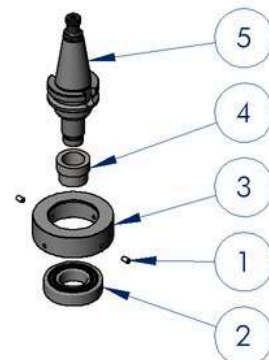
### BT40 TOOL HOLDER WITH IDLER ROLLER Ø99 - Ø15 PULL STUD

Code AS 01 527



#### SPARE PARTS

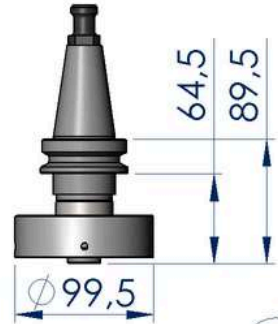
Mark	Reference	QTY	Designation
1	000020	2	GRUB SCREW M6X10
2	002900	1	BALL BEARING 35X72X17
3	A400 71 08 004	1	ROLLER Ø99
4	A400 71 47 001	1	BEARING CENTERING RING
5	A400 73 05 100	1	BT40 TOOL HOLDER - M24 ATTACHMENT - Ø15 PULL STUD



► **TOOL CONES BT40**

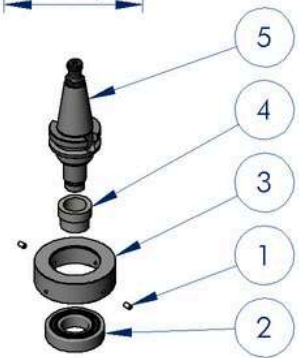
**BT40 TOOL HOLDER WITH IDLER ROLLER Ø99.5 - Ø15 PULL STUD**

Code AS 01 526



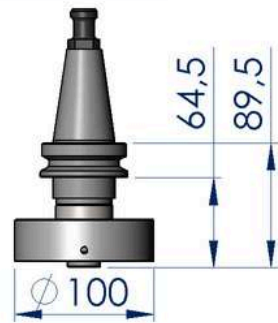
**SPARE PARTS**

Mark	Reference	QTY	Designation
1	000020	2	GRUB SCREW M6X10
2	002900	1	BALL BEARING 35X72X17
3	A400 71 08 003	1	ROLLER Ø99.5
4	A400 71 47 001	1	BEARING CENTERING RING
5	A400 73 05 100	1	BT40 TOOL HOLDER - M24 ATTACHMENT - Ø15 PULL STUD



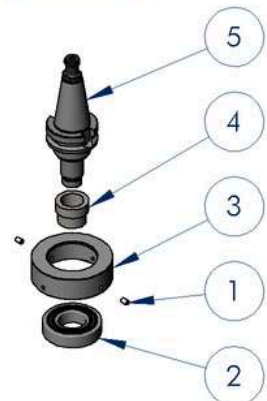
**BT40 TOOL HOLDER WITH IDLER ROLLER Ø100 - Ø15 PULL STUD**

Code AS 01 525



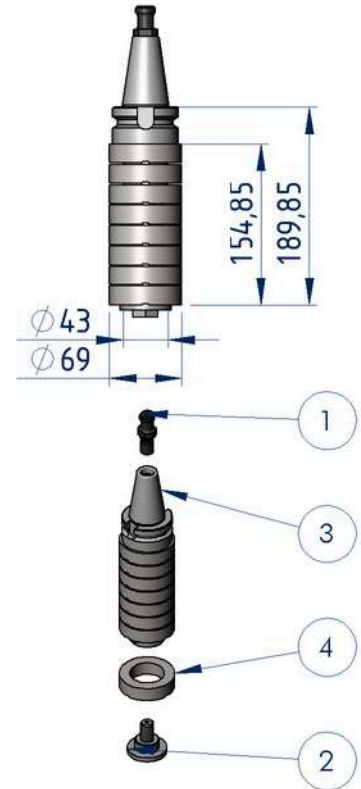
**SPARE PARTS**

Mark	Reference	QTY	Designation
1	000020	2	GRUB SCREW M6X10
2	002900	1	BALL BEARING 35X72X17
3	A400 71 08 002	1	ROLLER Ø100
4	A400 71 47 001	1	BEARING CENTERING RING
5	A400 73 05 100	1	BT40 TOOL HOLDER - M24 ATTACHMENT - Ø15 PULL STUD



## ▶ TOOL CONES BT40

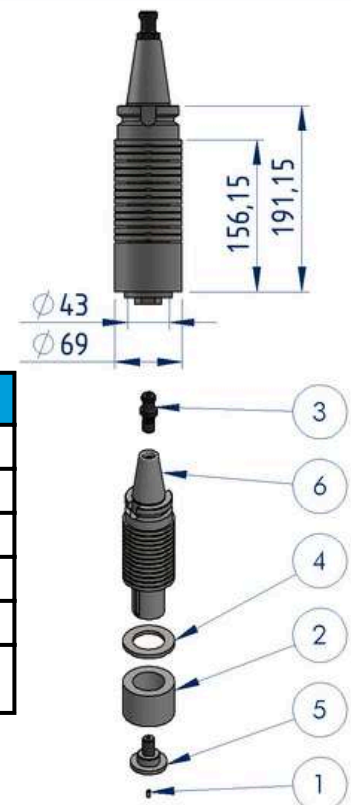
### BT40 TOOL HOLDER - Ø43 BORE ATTACHMENT FOR 7 BLADES - Ø15 PULL STUD Code AS 00 714



#### SPARE PARTS

Mark	Reference	QTY	Designation
1	A400 73 01 002	1	Ø15 THIBAUT PULL STUD FOR BT40 TOOL HOLDER
2	PP 00 267	1	M16 MILLING TOOL NUT
3	PP 00 268	1	BT40 TOOL HOLDER FOR DRUMS FOR MONUMENTS - L155 - WITHOUT PULL STUD
4	PP 02 242	8	WASHER 043 X 069 X 018 WITH WASTERING PASSAGE

### BT40 TOOL HOLDER - MULTI BLADE - Ø15 PULL STUD Code AS 00 703



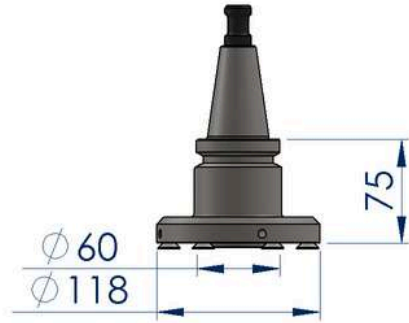

#### SPARE PARTS

Mark	Reference	QTY	Designation
1	010838	1	GRUB SCREW M5X10
2	A400 71 21 001	1	SPACER 43X69X50
3	A400 73 01 002	1	Ø15 THIBAUT PULL STUD FOR BT40 TOOL HOLDER
4	A400 73 52 002	14	WASHER 43X69X6 WITH WATERING PASSAGE
5	PP 00 267	1	M16 MILLING TOOL NUT
6	PP 00 268	1	BT40 TOOL HOLDER FOR DRUMS FOR MONUMENTS - L155 - WITHOUT PULL STUD

► **TOOL CONES BT40**

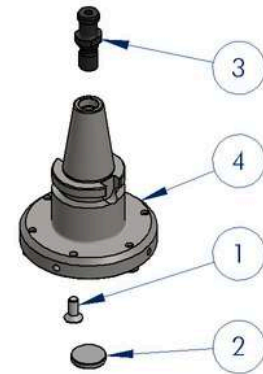
**BT40 TOOL HOLDER - Ø60 BORE (6XM8/Ø100) ATTACHMENT- L75 - Ø15 PULL STUD**

**Code A400 73 50 000**



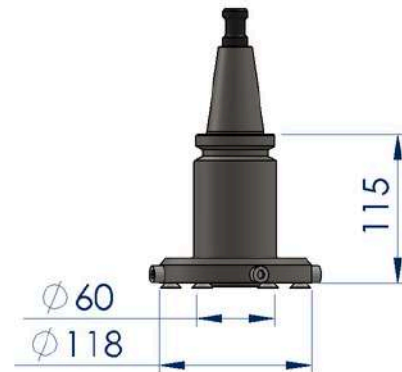

**SPARE PARTS**

Mark	Reference	QTY	Designation
1	<a href="#">000986</a>	6	COUNTERSUNK SCREW M8X20
2	<a href="#">A400 72 01 021</a>	1	PLUG FOR BT40 TOOL HOLDER FOR FLAT DISC
3	<a href="#">A400 73 01 002</a>	1	Ø15 THIBAUT PULL STUD FOR BT40 TOOL HOLDER
4	<a href="#">A400 73 50 001</a>	1	BT40 TOOL HOLDER - ATTACHMENT Ø60 BORE (6 HOLES/Ø100) - L75 - WITHOUT PULL STUD



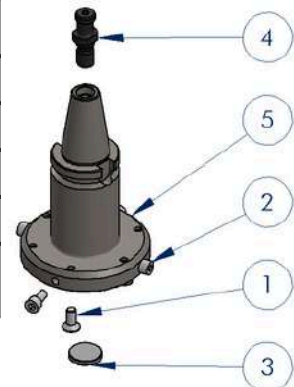
**BT40 TOOL HOLDER - Ø60 BORE (6XM8/Ø100) ATTACHMENT - L115 - Ø15 PULL STUD**

**Code A400 73 48 000**



**SPARE PARTS**

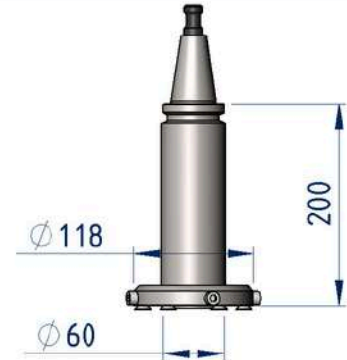
Mark	Reference	QTY	Designation
1	<a href="#">000986</a>	6	COUNTERSUNK SCREW M8X20
2	<a href="#">003877</a>	4	HEXAGONAL SOCKET HEAD CAP SCREW M8X16
3	<a href="#">A400 72 01 021</a>	1	PLUG FOR BT40 TOOL HOLDER FOR FLAT DISC
4	<a href="#">A400 73 01 002</a>	1	Ø15 THIBAUT PULL STUD FOR BT40 TOOL HOLDER
5	<a href="#">A400 73 48 001</a>	1	BT40 TOOL HOLDER - ATTACHMENT Ø60 BORE (6XM8/Ø100) - L115 - WITHOUT PULL STUD



## ▶ TOOL CONES BT40

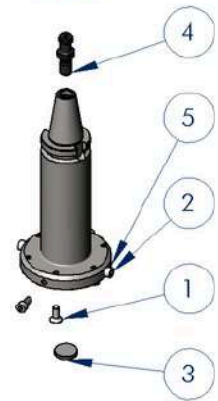
### BT40 TOOL HOLDER - Ø60 BORE (6XM8/Ø100) ATTACHMENT- L200 - Ø15 PULL STUD

Code AS 00 112



#### SPARE PARTS

Mark	Reference	QTY	Designation
1	000986	6	COUNTERSUNK SCREW M8X20
2	003877	4	HEXAGONAL SOCKET HEAD CAP SCREW M8X16
3	A400 72 01 021	1	PLUG FOR BT40 TOOL HOLDER FOR FLAT DISC
4	A400 73 01 002	1	Ø15 THIBAUT PULL STUD FOR BT40 TOOL HOLDER
5	PP 00 238	1	BT40 TOOL HOLDER - ATTACHMENT Ø60 BORE (6XM8/Ø100) -L200 - WITHOUT PULL STUD



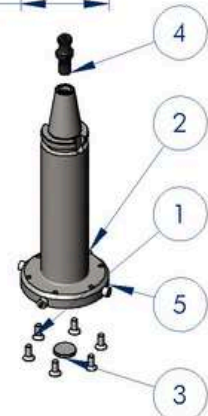
### BT40 TOOL HOLDER - Ø60 BORE (6XM8/Ø100) ATTACHMENT - L250 - Ø15 PULL STUD

Code AS 01 119



#### SPARE PARTS

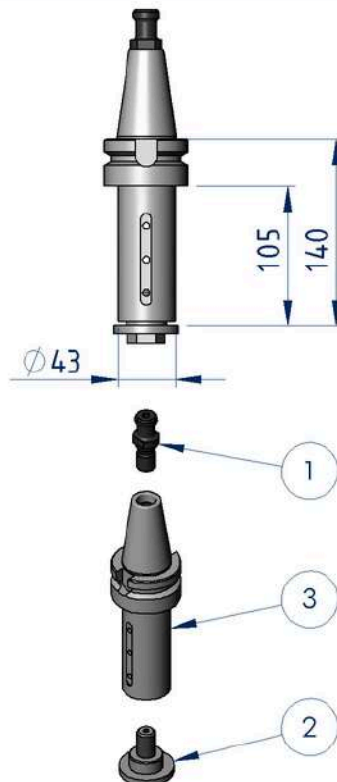
Mark	Reference	QTY	Designation
1	000986	6	COUNTERSUNK SCREW M8X20
2	003877	4	HEXAGONAL SOCKET HEAD CAP SCREW M8X16
3	A400 72 01 021	1	PLUG FOR BT40 TOOL HOLDER FOR FLAT DISC
4	A400 73 01 002	1	Ø15 THIBAUT PULL STUD FOR BT40 TOOL HOLDER
5	PP 02 814	1	BT40 TOOL HOLDER - L250 - VELCRO FASTENING RIGID Ø200 - WITHOUT PULL STUD



► **TOOL CONES BT40**

**BT40 TOOL HOLDER FOR DRUMS FOR MONUMENTS LENGHT 120 MM - Ø15 PULL STUD**

**Code AS 00 684**

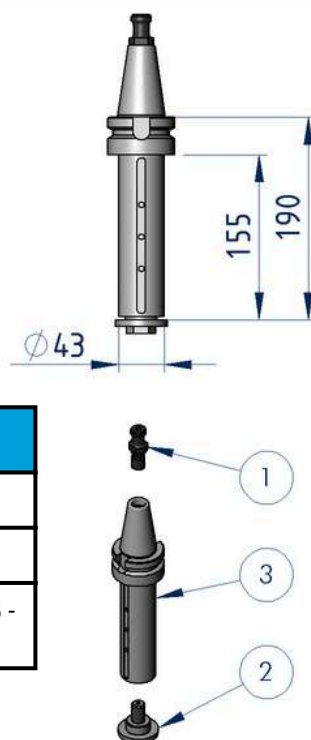


**SPARE PARTS**

Mark	Reference	QTY	Designation
1	<a href="#">A400 73 01 002</a>	1	Ø15 THIBAUT PULL STUD FOR BT40 TOOL HOLDER
2	<a href="#">PP 00 267</a>	1	M16 MILLING TOOL NUT
3	<a href="#">PP 02 074</a>	1	BT40 TOOL HOLDER FOR DRUMS FOR MONUMENTS - L105 - WITHOUT PULL STUD

**BT40 TOOL HOLDER FOR DRUMS FOR MONUMENTS LENGHT 170 MM - Ø15 PULL STUD**

**Code AS 00 120**



**SPARE PARTS**

Mark	Reference	QTY	Designation
1	<a href="#">A400 73 01 002</a>	1	Ø15 THIBAUT PULL STUD FOR BT40 TOOL HOLDER
2	<a href="#">PP 00 267</a>	1	M16 MILLING TOOL NUT
3	<a href="#">PP 00 268</a>	1	BT40 TOOL HOLDER FOR DRUMS FOR MONUMENTS - L155 - WITHOUT PULL STUD

## ▶ TOOL CONES BT40

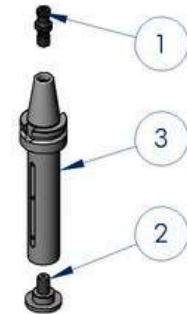
### BT40 TOOL HOLDER FOR DRUMS FOR MONUMENTS Ø80 - L200 - Ø15 PULL STUD

Code AS 00 122



#### SPARE PARTS

Mark	Reference	QTY	Designation
1	A400 73 01 002	1	Ø15 THIBAUT PULL STUD FOR BT40 TOOL HOLDER
2	PP 00 267	1	M16 MILLING TOOL NUT
3	PP 00 270	1	BT40 TOOL HOLDER FOR DRUMS FOR MONUMENTS - L185 - WITHOUT PULL STUD



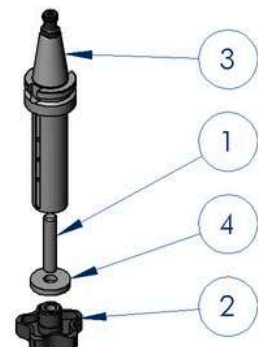
### BT40 TOOL HOLDER FOR DRUMS FOR MONUMENTS Ø80 L170 - QUICK DISMOUNTING - Ø15 PULL STUD

Code AS 01 393



#### SPARE PARTS


Mark	Reference	QTY	Designation
1	000268	1	GRUB SCREW M16X80
2	013437	1	M16 QUICK RELEASE NUT
3	AS 00 121	1	BT40 TOOL HOLDER - Ø43 BORE - L155 - Ø15 PULL STUD
4	PP 03 298	1	SPACER 17X49X8





► **TOOL CONES BT40**

**BT40 TOOL HOLDER - L115 - VELCRO ATTACHMENT Ø200 - Ø15 PULL STUD**  
Code AS 01 039

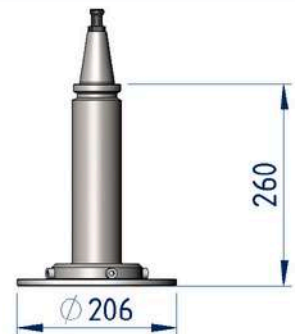



**SPARE PARTS**

Mark	Reference	QTY	Designation
1	003877	4	HEXAGONAL SOCKET HEAD CAP SCREW M8X16
2	013706	6	HEXAGONAL SOCKET HEAD CAP SCREW M8X25
3	A400 73 01 002	1	Ø15 THIBAUT PULL STUD FOR BT40 TOOL HOLDER
4	A400 73 48 001	1	BT40 TOOL HOLDER - ATTACHMENT Ø60 BORE (6XM8/Ø100) - L115 - WITHOUT PULL STUD
5	PP 02 594	1	RIGID PLATE Ø200
6	PP 02 598	1	VELCRO ATTACHMENT FACE Ø200

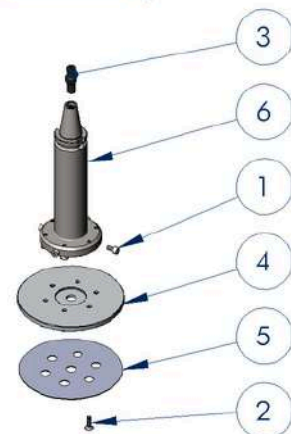


**BT40 TOOL HOLDER - L250 - VELCRO FASTENING RIGID Ø200 - Ø15 PULL STUD**  
Code AS 01 556



**SPARE PARTS**


Mark	Reference	QTY	Designation
1	003877	4	HEXAGONAL SOCKET HEAD CAP SCREW M8X16
2	013706	6	HEXAGONAL SOCKET HEAD CAP SCREW M8X25
3	A400 73 01 002	1	Ø15 THIBAUT PULL STUD FOR BT40 TOOL HOLDER
4	PP 02 594	1	RIGID PLATE Ø200
5	PP 02 598	1	VELCRO ATTACHMENT FACE Ø200
6	PP 02 814	1	BT40 TOOL HOLDER - L250 - VELCRO FASTENING RIGID Ø200 - WITHOUT PULL STUD



## ▶ TOOL CONES BT40

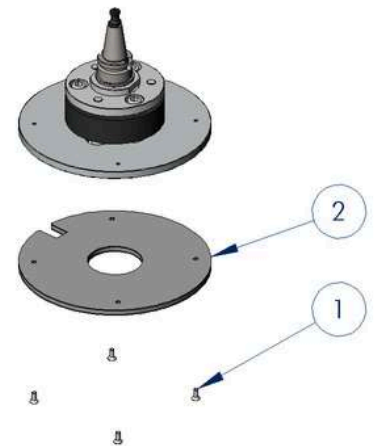
### Ø350 MM (13 25/32") FLEXIBLE PLATE WITH VELCRO ATTACHMENT

Code AS 01 022



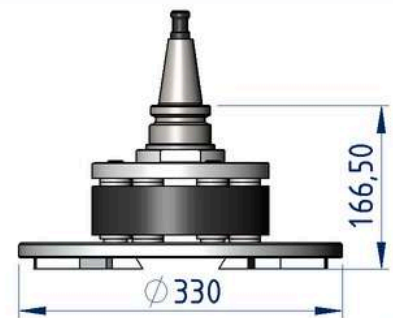

#### SPARE PARTS

Mark	Reference	QTY	Designation
1	C00660562	4	COUNTERSUNK SCREW M8X20
2	PP 02 709	1	VELCRO PLATE Ø350 - FASTENING 4 SCREWS



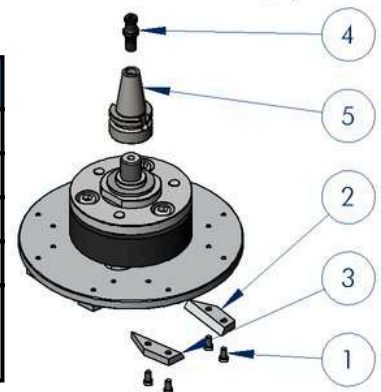
### BT40 TOOL HOLDER WITH FRANKFURT PLATE Ø330 - Ø15 PULL STUD

Code AS 00 343



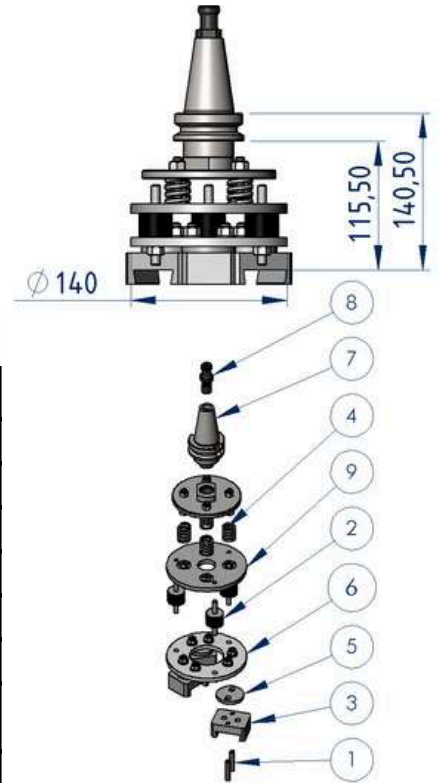
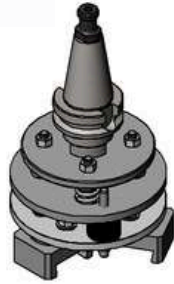
#### SPARE PARTS

Mark	Reference	QTY	Designation
1	010873	16	HEXAGONAL SOCKET HEAD CAP SCREW M8X16
2	025577	4	ALUMINIUM RIGHT LOCK
3	025578	4	ALUMINIUM LEFT LOCK
4	A400 73 01 002	1	Ø15 THIBAUT PULL STUD FOR BT40 TOOL HOLDER
5	A400 71 09 001	1	BT40 TOOL HOLDER - M30 ATTACHMENT + CENTERING Ø45 - WITHOUT PULL STUD



▶ **TOOL CONES BT40**

**BT40 TOOL HOLDER WITH FLEXIBLE SPRING PLATE Ø140 - Ø15 PULL STUD**  
Code AS 00 998

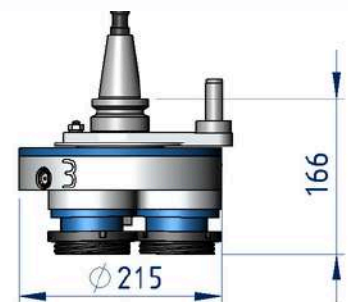



**SPARE PARTS**

Mark	Reference	QTY	Designation
1	001169	6	GRUB SCREW M8X40
2	002425	3	ANTI-VIBRATORY PAD
3	0210 55 58 000	3	BRICK SUPPORT
4	021522	4	COMPRESSION SPRING
5	0315 31 05 000	3	POLYURETHANE GASKET Ø48
6	0315 35 02 000	1	PLASTIC FLANGE
7	A400 71 68 001	1	BT40 TOOL HOLDER - M24 ATTACHMENT - L15 - WITHOUT PULL STUD
8	A400 73 01 002	1	Ø15 THIBAUT PULL STUD FOR BT40 TOOL HOLDER
9	PP 00 132	1	SPRING SUPPORT FLANGE Ø140

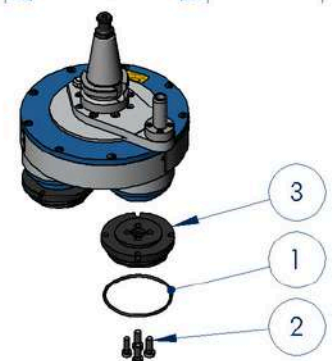
**AR3 BT40 SATELLITE HEAD WITH 3 ABRASIVES FOR POLISHING, BRUSHING, HONING**

Code AS 00 227



**SPARE PARTS**

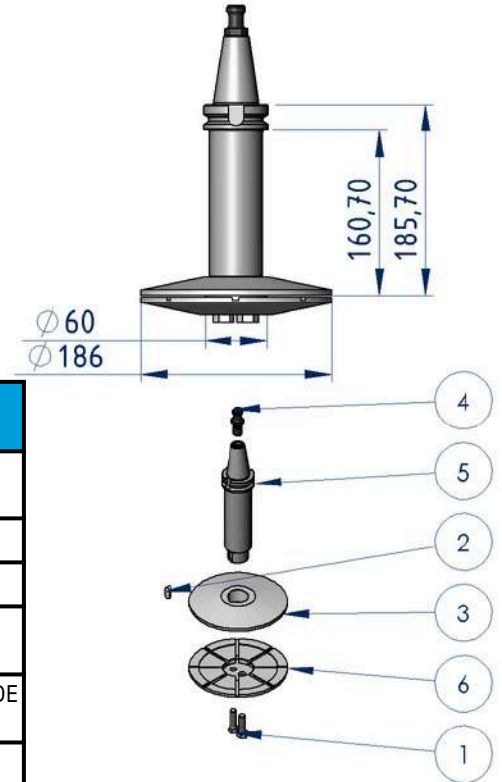
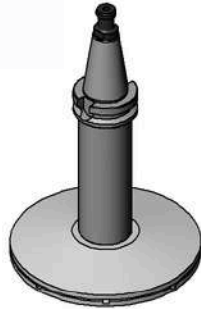
Mark	Reference	QTY	Designation
1	004408	3	SEAL Ø 83 X 3
2	022484	12	STAINLESS SHS SCREW M 8 X 20 -a2
3	PP 00 300	3	FRF ADAPTOR



**IMPORTANT : PLEASE CONSULT US FOR COMPATIBILITY WITH YOUR MACHINES**

## TOOL CONES BT40

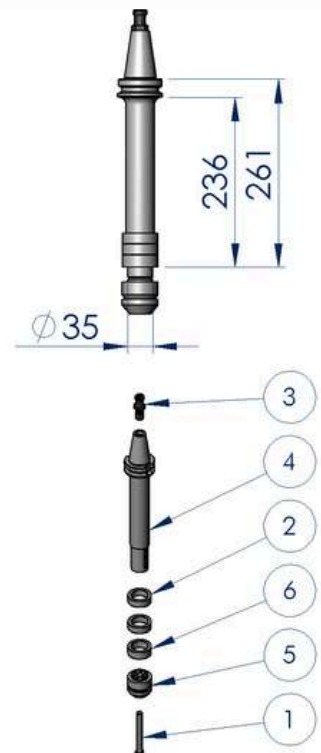
### BT40 TOOL HOLDER FOR BLADE Ø60 BORE - L185 - FLANGE Ø186 - Ø15 PULL STUD Code AS 00 788



#### SPARE PARTS

Mark	Reference	QTY	Designation
1	001080	2	HEXAGONAL SCREW M12X40
2	024733	1	KEY 12X8X25
3	A400 72 01 031	1	REAR BLADE FLANGE Ø186
4	A400 73 01 002	1	Ø15 THIBAUT PULL STUD FOR BT40 TOOL HOLDER
5	PP 02 265	1	BT40 TOOL HOLDER FOR FLANGES FOR BLADE - Ø15 PULL STUD
6	PP 02 266	1	FRONT BLADE FLANGE Ø186

### BT40 TOOL HOLDER - □Ø35 BORE ATTACHMENT WITH WATER DEFLECTOR - L260 - Ø15 PULL STUD Code AS 02 110



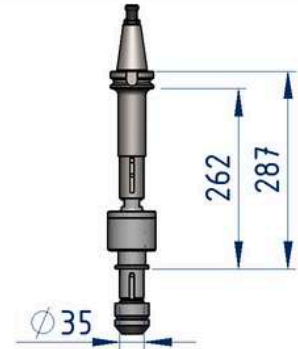
#### SPARE PARTS

Mark	Reference	QTY	Designation
1	001023	1	HEXAGONAL SOCKET HEAD CAP SCREW M12X100
2	A400 71 23 002	2	SPACER 35X49X15
3	A400 73 01 002	1	Ø15 THIBAUT PULL STUD FOR BT40 TOOL HOLDER
4	A400 73 44 001	1	BT40 TOOL HOLDER - 1/2 GAS ATTACHMENT + Ø35 BORE - L250 - WITHOUT PULL STUD
5	PP 02 464	1	WATER DEFLECTOR FOR SHAPPING CUTTER
6	PP 02 530	1	SPACER 35X49X18

▶ **TOOL CONES BT40**

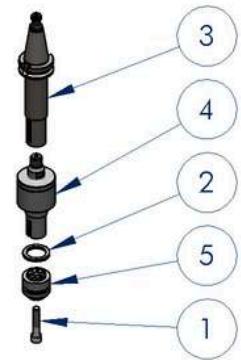
**BT40 TOOL HOLDER - L290 - WITH DOUBLE-ACTING SPRING ADAPTOR**

Code AS 02 111



**SPARE PARTS**

Mark	Reference	QTY	Designation
1	<b>001020</b>	1	HEXAGONAL SOCKET HEAD CAP SCREW M12X60
2	<b>A400 71 22 003</b>	1	SPACER 35X49X5
3	<b>A400 73 40 100</b>	1	BT40 TOOL HOLDER - 1/2 GAS ATTACHMENT + Ø35 BORE - L160 - Ø15 PULL STUD
4	<b>AS 00 929</b>	1	SPRING ADAPTOR - ATTACHMENT 1/2 GAS - Ø35 BORE - DOUBLE-ACTING
5	<b>PP 02 464</b>	1	WATER DEFLECTOR FOR SHAPPING CUTTER





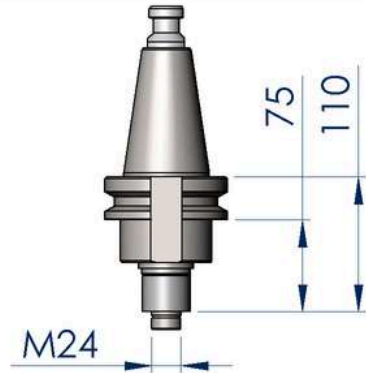
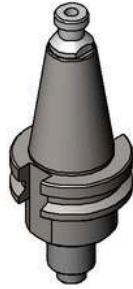
# **TOOL HOLDERS**

**TOOL CONES BT50**

## ▶ TOOL CONES BT50

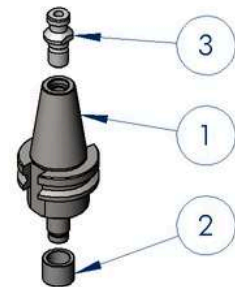
### BT50 TOOL HOLDER - M24 ATTACHMENT - SPACERS - Ø21 PULL STUD

Code A400 74 03 000



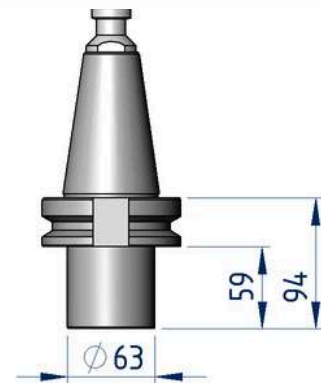
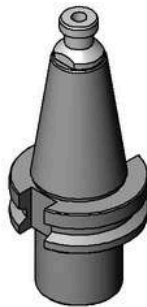
#### SPARE PARTS

Mark	Reference	QTY	Designation
1	A400 71 36 002	1	SPACER 28X39X30
2	A400 74 03 001	1	BT50 TOOL HOLDER - M24 ATTACHMENT + Ø28 BORE - L45 - WITHOUT PULL STUD
3	C0017905	1	DIN 69872 PULL STUD FOR BT50 ARBOR - NEW GENERATION



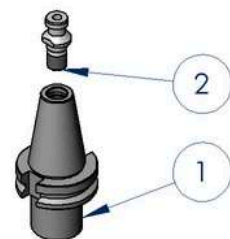
### BT50 TOOL HOLDER - □M30 ATTACHMENT - Ø21 PULL STUD

Code A400 72 02 061



#### SPARE PARTS

Mark	Reference	QTY	Designation
1	A400 71 43 001	1	BT50 TOOL HOLDER - M30 ATTACHMENT + CENTERING Ø45 - L59 - WITHOUT PULL STUD
2	C0017905	1	DIN 69872 PULL STUD FOR BT50 ARBOR - NEW GENERATION

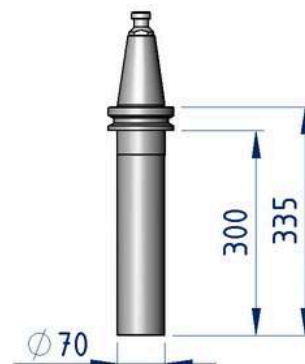




► **TOOL CONES BT50**

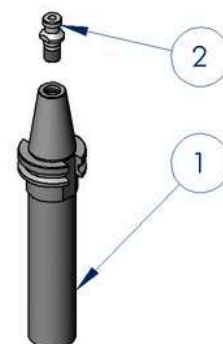
**BT50 TOOL HOLDER - M30 ATTACHMENT - L300 - Ø21 PULL STUD**

Code A400 74 09 000



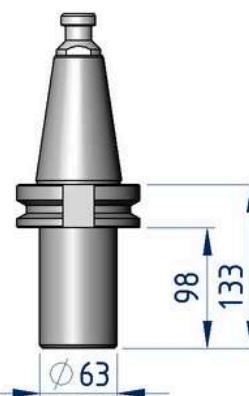
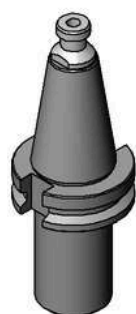
**SPARE PARTS**

Mark	Reference	QTY	Designation
1	<a href="#">A400 74 09 001</a>	1	BT50 TOOL HOLDER - M30 ATTACHMENT + Ø45 CENTERING - L300 - WITHOUT PULL STUD
2	<a href="#">C0017905</a>	1	DIN 69872 PULL STUD FOR BT50 ARBOR - NEW GENERATION



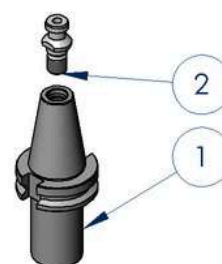
**BT50 TOOL HOLDER - 1/2 GAS ATTACHMENT - Ø21 PULL STUD**

Code A400 72 02 062



**SPARE PARTS**

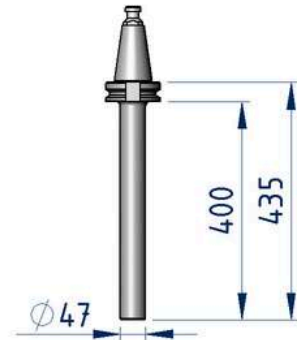
Mark	Reference	QTY	Designation
1	<a href="#">A400 72 06 010</a>	1	BT50 TOOL HOLDER - 1/2 GAS ATTACHMENT - L98 - WITHOUT PULL STUD
2	<a href="#">C0017905</a>	1	DIN 69872 PULL STUD FOR BT50 ARBOR - NEW GENERATION



## ▶ TOOL CONES BT50

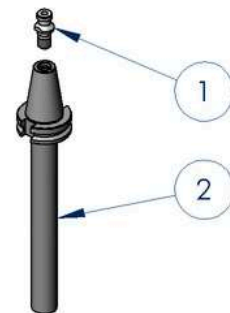
### BT50 TOOL HOLDER - 1/2 GAS ATTACHMENT - L400 - Ø21 PULL STUD

Code AS 00 889



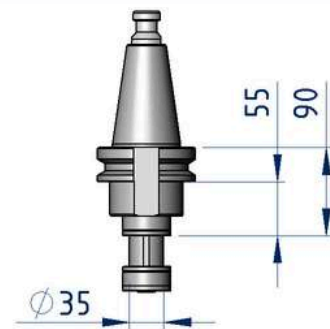
#### SPARE PARTS

Mark	Reference	QTY	Designation
1	<a href="#">C0017905</a>	1	DIN 69872 PULL STUD FOR BT50 ARBOR - NEW GENERATION
2	<a href="#">PP 02 181</a>	1	BT50 TOOL HOLDER - 1/2 GAS ATTACHMENT - L400 - WITHOUT PULL STUD



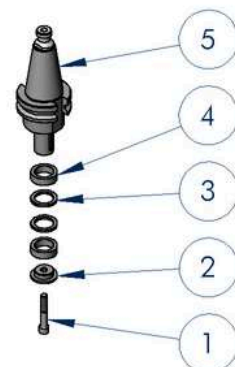
### BT50 TOOL HOLDER - □1/2 GAS ATTACHMENT + Ø35 BORE - SPACERS - Ø21 PULL STUD

Code A400 74 02 000



#### SPARE PARTS

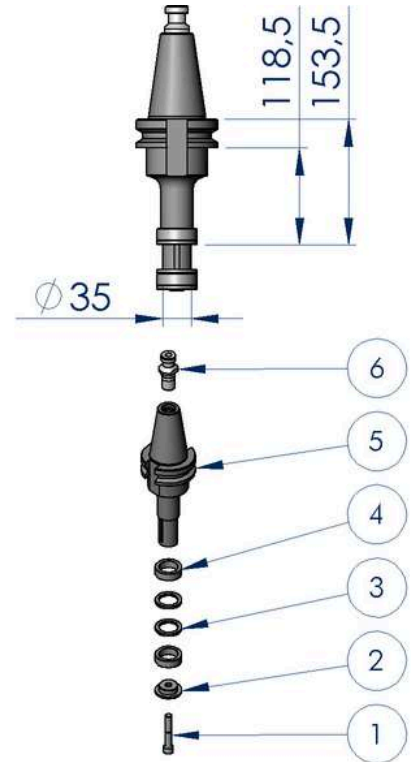
Mark	Reference	QTY	Designation
1	<a href="#">001021</a>	1	HEXAGONAL SOCKET HEAD CAP SCREW M12X70
2	<a href="#">A400 71 11 002</a>	1	SHOULDERED WASHER 13X35X49X15
3	<a href="#">A400 71 22 003</a>	2	SPACER 35X49X5
4	<a href="#">A400 71 23 002</a>	2	SPACER 35X49X15
5	<a href="#">A400 74 02 100</a>	1	BT50 TOOL HOLDER - 1/2 GAS ATTACHMENT + Ø35 BORE - L61.5 - Ø21 PULL STUD



► **TOOL CONES BT50**

**BT50 TOOL HOLDER - 1/2 GAS ATTACHMENT + Ø35 BORE - L160 - Ø21 PULL STUD**

Code A400 74 05 000

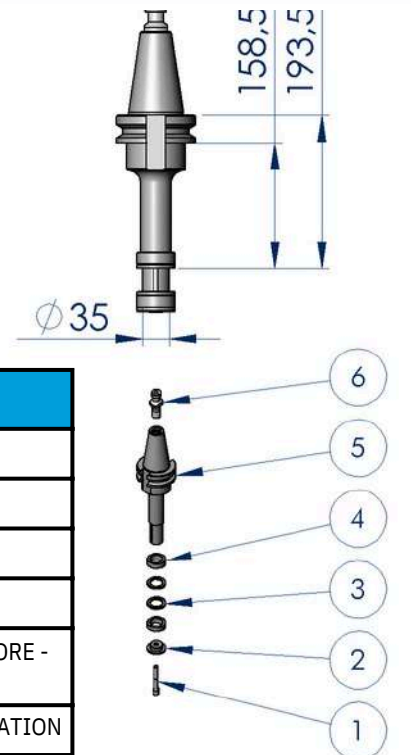


**SPARE PARTS**

Mark	Reference	QTY	Designation
1	001021	1	HEXAGONAL SOCKET HEAD CAP SCREW M12X70
2	A400 71 11 002	1	SHOULDERED WASHER 13X35X49X15
3	A400 71 22 003	2	SPACER 35X49X5
4	A400 71 23 002	2	SPACER 35X49X15
5	A400 74 05 001	1	BT50 TOOL HOLDER - 1/2 GAS ATTACHMENT + Ø35 BORE - L160 - WITHOUT PULL STUD
6	C0017905	1	DIN 69872 PULL STUD FOR BT50 ARBOR - NEW GENERATION

**BT50 TOOL HOLDER - 1/2 GAS ATTACHMENT + Ø35 BORE - L200 - Ø21 PULL STUD**

Code A400 74 06 000



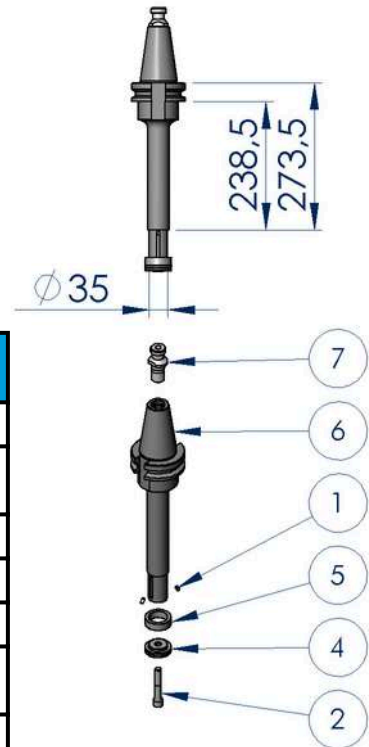
**SPARE PARTS**

Mark	Reference	QTY	Designation
1	001021	1	HEXAGONAL SOCKET HEAD CAP SCREW M12X70
2	A400 71 11 002	1	SHOULDERED WASHER 13X35X49X15
3	A400 71 22 003	2	SPACER 35X49X5
4	A400 71 23 002	2	SPACER 35X49X15
5	A400 74 06 001	1	BT50 TOOL HOLDER - 1/2 GAS ATTACHMENT + Ø35 BORE - L200 - WITHOUT PULL STUD
6	C0017905	1	DIN 69872 PULL STUD FOR BT50 ARBOR - NEW GENERATION

## ▶ TOOL CONES BT50

### BT50 TOOL HOLDER - 1/2 GAS ATTACHMENT + Ø35 BORE - L300 - Ø21 PULL STUD

Code A400 74 01 000

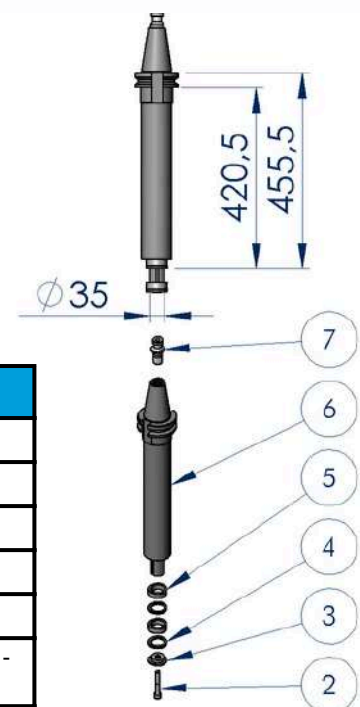


#### SPARE PARTS

Mark	Reference	QTY	Designation
1	000020	2	GRUB SCREW M6X10
2	001021	1	HEXAGONAL SOCKET HEAD CAP SCREW M12X70
3	A400 71 11 002	1	SHOULDERED WASHER 13X35X49X15
4	A400 71 22 003	1	SPACER 35X49X5
5	A400 71 23 002	1	SPACER 35X49X15
6	A400 74 01 001	1	BT50 TOOL HOLDER - 1/2 GAS + Ø35 BORE ATTACHMENT - L300 - WITHOUT PULL STUD
7	C0017905	1	DIN 69872 PULL STUD FOR BT50 ARBOR - NEW GENERATION

### BT50 TOOL HOLDER - 1/2 GAS ATTACHMENT + Ø35 BORE - L500 - Ø21 PULL STUD

Code A400 74 08 000

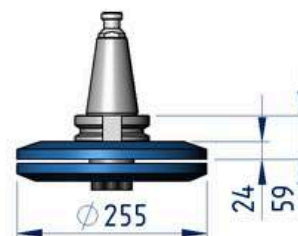


#### SPARE PARTS

Mark	Reference	QTY	Designation
1	000020	2	GRUB SCREW M6X10
2	001021	1	HEXAGONAL SOCKET HEAD CAP SCREW M12X70
3	A400 71 11 002	1	SHOULDERED WASHER 13X35X49X15
4	A400 71 22 003	2	SPACER 35X49X5
5	A400 71 23 002	2	SPACER 35X49X15
6	A400 74 08 001	1	BT50 TOOL HOLDER - 1/2 GAS + Ø35 BORE ATTACHMENT - L500 - WITHOUT PULL STUD
7	C0017905	1	DIN 69872 PULL STUD FOR BT50 ARBOR - NEW GENERATION

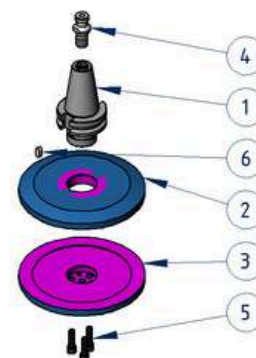
► **TOOL CONES BT50**

**BT50 TOOL HOLDER FOR BLADE Ø60 BORE - FLANGE Ø255 - Ø21 PULL STUD**  
Code A400 72 02 065

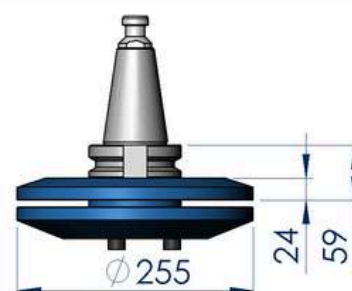



**SPARE PARTS**

Mark	Reference	QTY	Designation
1	A400 72 02 008	1	BT50 TOOL HOLDER - Ø60 BORE - WITHOUT PULL STUD
2	A400 72 02 006	1	REAR BLADE FLANGE Ø255 - CENTERING Ø60
3	A400 72 02 007	1	FRONT BLADE FLANGE Ø255 - CENTERING Ø60
4	C0017905	1	DIN 69872 PULL STUD FOR BT50 ARBOR - NEW GENERATION
5	021938	3	HEXAGONAL SOCKET HEAD CAP SCREW M12X40
6	022406	1	KEY 10X8X22

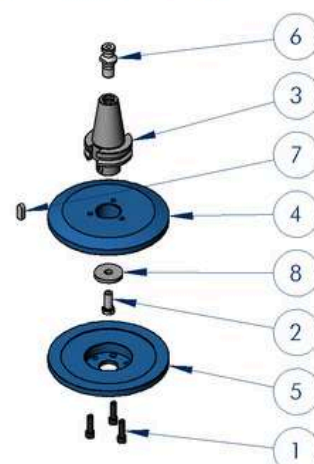


**BT50 TOOL HOLDER FOR BLADE Ø100 BORE - FLANGE Ø255 - Ø21 PULL STUD**  
Code A400 72 02 060



**SPARE PARTS**

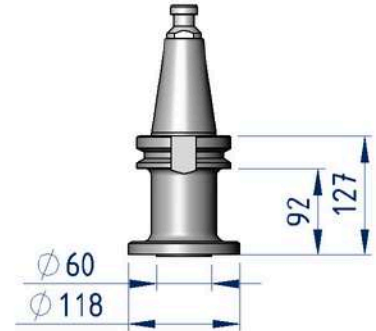
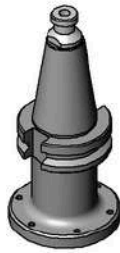
Mark	Reference	QTY	Designation
1	021938	3	HEXAGONAL SOCKET HEAD CAP SCREW M12X40
2	A400 72 01 004	1	M16 SCREW FOR TOOL HOLDER
3	A400 72 02 001	1	BT50 TOOL HOLDER FOR FLANGES FOR BLADE - Ø50 BORE - WITHOUT PULL STUD
4	A400 72 02 002	1	REAR BLADE FLANGE Ø255 - CENTERING Ø100
5	A400 72 02 003	1	FRONT BLADE FLANGE Ø255 - CENTERING Ø100
6	C0017905	1	DIN 69872 PULL STUD FOR BT50 ARBOR - NEW GENERATION
7	C0079660	1	KEY 14X9X37
8	TC08 30 01 149	1	FLANGE CLAMP WASHER



## ▶ TOOL CONES BT50

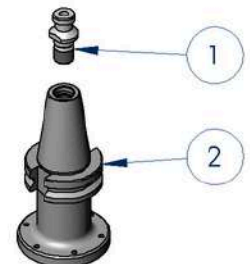
### BT50 TOOL HOLDER - ATTACHMENT Ø60 BORE (6XM8/Ø100) - L130 - Ø21 PULL STUD

Code AS 00 828




#### SPARE PARTS

Mark	Reference	QTY	Designation
1	<a href="#">C0017905</a>	1	DIN 69872 PULL STUD FOR BT50 ARBOR - NEW GENERATION
2	<a href="#">PP 02 310</a>	1	BT50 TOOL HOLDER - ATTACHMENT Ø60 BORE (6XM8/Ø100) - L130 - WITHOUT PULL STUD



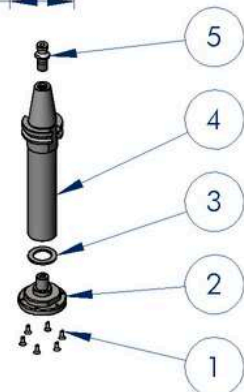
### BT50 TOOL HOLDER - Ø60 BORE (6 HOLES/Ø100) ATTACHMENT - L300 - Ø21 PULL STUD

Code AS 00 915



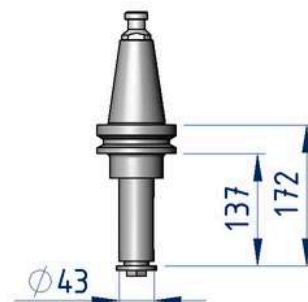
#### SPARE PARTS

Mark	Reference	QTY	Designation
1	<a href="#">000986</a>	6	COUNTERSUNK SCREW M8X20
2	<a href="#">9530 41 10 000</a>	1	ARBOR M 30X3.5 Ø60 H78
3	<a href="#">9530 47 00 000</a>	1	WASHER 45X70X5
4	<a href="#">A400 74 09 001</a>	1	BT50 TOOL HOLDER - M30 ATTACHMENT + Ø45 CENTERING - L300 - WITHOUT PULL STUD
5	<a href="#">C0017905</a>	1	DIN 69872 PULL STUD FOR BT50 ARBOR - NEW GENERATION



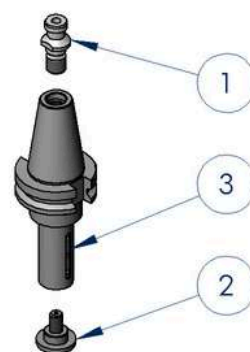
► **TOOL CONES BT50**

**BT50 TOOL HOLDER FOR DRUMS FOR MONUMENTS L120 - Ø21 PULL STUD**  
Code AS 00 691

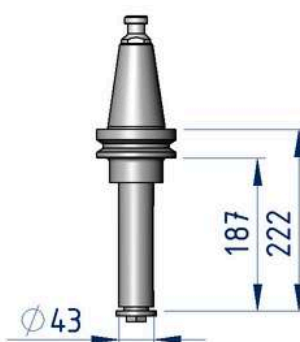


**SPARE PARTS**

Mark	Reference	QTY	Designation
1	<a href="#">C0017905</a>	1	DIN 69872 PULL STUD FOR BT50 ARBOR - NEW GENERATION
2	<a href="#">PP 00 267</a>	1	M16 MILLING TOOL NUT
3	<a href="#">PP 02 085</a>	1	BT50 TOOL HOLDER FOR DRUMS FOR MONUMENTS L120 - WITHOUT PULL STUD

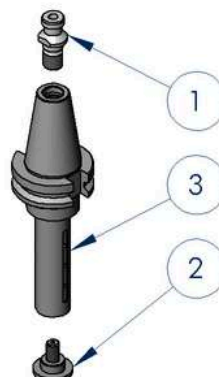


**BT50 TOOL HOLDER FOR DRUMS FOR MONUMENTS L170 - Ø21 PULL STUD**  
Code AS 00 689



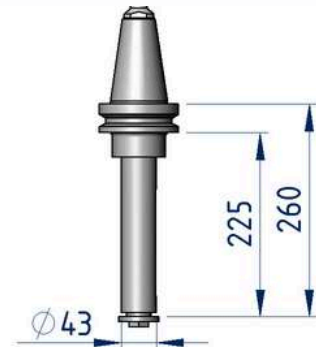
**SPARE PARTS**

Mark	Reference	QTY	Designation
1	<a href="#">C0017905</a>	1	DIN 69872 PULL STUD FOR BT50 ARBOR - NEW GENERATION
2	<a href="#">PP 00 267</a>	1	M16 MILLING TOOL NUT
3	<a href="#">PP 02 083</a>	1	BT50 TOOL HOLDER FOR DRUMS FOR MONUMENTS L155 - WITHOUT PULL STUD



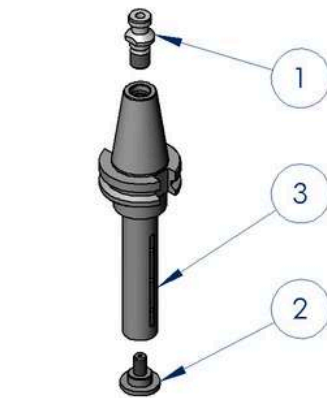
## ▶ TOOL CONES BT50

### BT50 TOOL HOLDER FOR DRUMS FOR MONUMENTS L200 - Ø21 PULL STUD Code AS 00 690

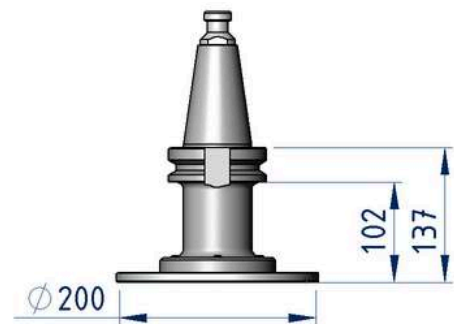
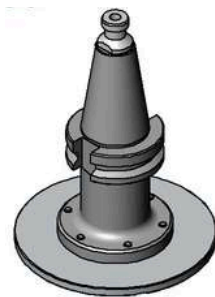


#### SPARE PARTS

Mark	Reference	QTY	Designation
1	<a href="#">C0017905</a>	1	DIN 69872 PULL STUD FOR BT50 ARBOR - NEW GENERATION
2	<a href="#">PP 00 267</a>	1	M16 MILLING TOOL NUT
3	<a href="#">PP 02 084</a>	1	BT50 TOOL HOLDER FOR DRUMS FOR MONUMENTS L200 - WITHOUT PULL STUD

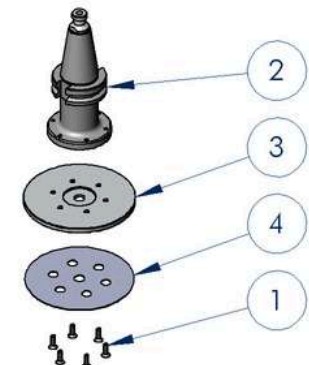


### BT50 TOOL HOLDER - VELCRO FASTENING RIGID Ø200 - L140 - Ø21 PULL STUD Code AS 00 960



#### SPARE PARTS

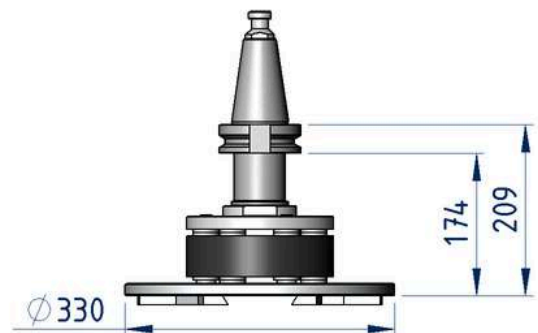
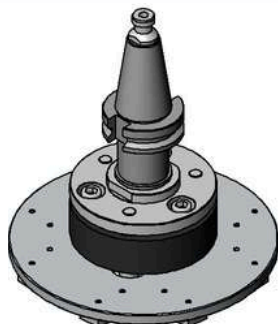
Mark	Reference	QTY	Designation
1	<a href="#">013706</a>	6	HEXAGONAL SOCKET HEAD CAP SCREW M8X25
2	<a href="#">AS 00 828</a>	1	BT50 TOOL HOLDER - ATTACHMENT Ø60 BORE (6XM8/Ø100) - L130 - Ø21 PULL STUD
3	<a href="#">PP 02 594</a>	1	RIGIT PLATE Ø200
4	<a href="#">PP 02 598</a>	1	VELCRO ATTACHMENT FACE Ø200





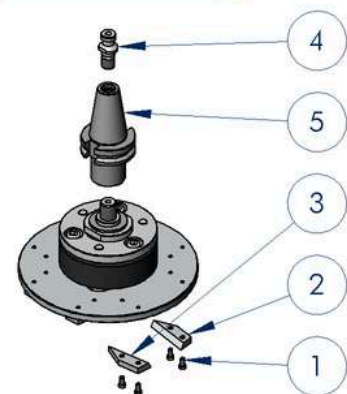
▶ **TOOL CONES BT50**

**BT50 TOOL HOLDER WITH FRANKFURT PLATE Ø330 - Ø21 PULL STUD**  
Code AS 00 992

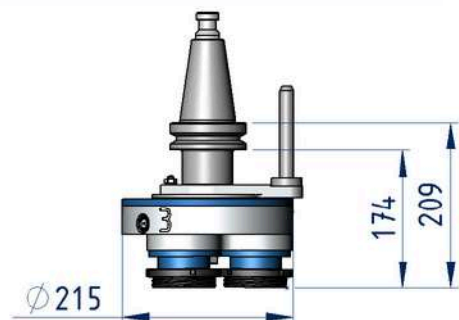
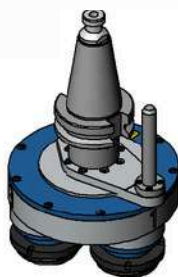


**SPARE PARTS**

Mark	Reference	QTY	Designation
1	<b>010873</b>	16	HEXAGONAL SOCKET HEAD CAP SCREW M8X16
2	<b>025577</b>	4	ALUMINIUM RIGHT LOCK
3	<b>025578</b>	4	ALUMINIUM LEFT LOCK
4	<b>C0017905</b>	1	DIN 69872 PULL STUD FOR BT50 ARBOR - NEW GENERATION
5	<b>A400 71 43 001</b>	1	BT50 TOOL HOLDER - M30 ATTACHMENT + CENTERING Ø45 - L59 - WITHOUT PULL STUD

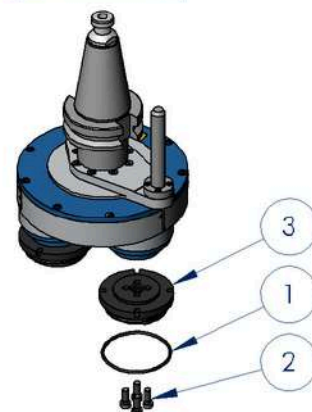


**AR3 BT50 SATELLITE HEAD WITH 3 ABRASIVES FOR POLISHING, BRUSHING, HONING**  
Code AS 00 855



**SPARE PARTS**

Mark	Reference	QTY	Designation
1	<b>004408</b>	3	O-RING 83.00X3.00
2	<b>022484</b>	12	HEXAGONAL SOCKET HEAD CAP SCREW M8X20
3	<b>PP 00 300</b>	3	FRF ADAPTOR



**IMPORTANT : PLEASE CONSULT US FOR COMPATIBILITY WITH YOUR MACHINES**



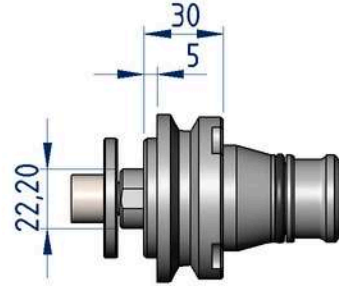
# **TOOL HOLDERS**

**RA TOOL CONES**

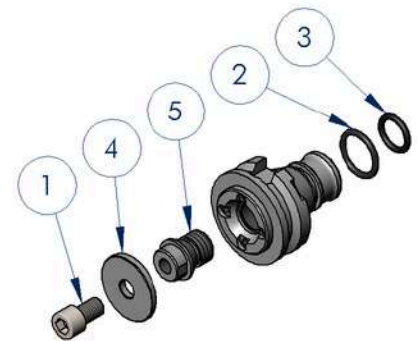
## ▶ RA TOOL CONES

**RA40 TOOL HOLDER - RIGID - Ø22.2 BORE ATTACHMENT**

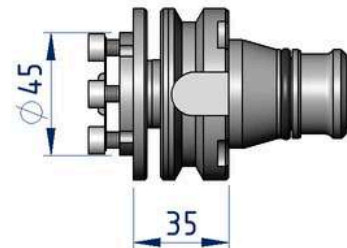
Code AS 00 393

**SPARE PARTS**

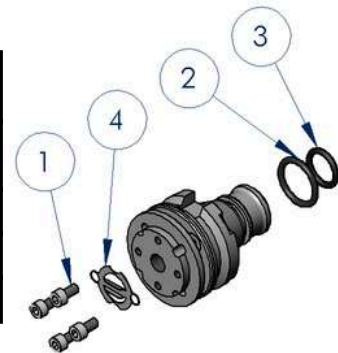
Mark	Reference	QTY	Designation
1	001019	1	HEXAGONAL SOCKET HEAD CAP SCREW M12X20
2	001308	1	O-RING 26.20 X 3.60
3	011932	1	O-RING 19.60 X 3.53
4	0640 12 26 000	1	WASHER 12X45X5
5	PP 00 980	1	ADAPTER 1/2 GAS TOWARDS Ø22.2 MALE
6	PP 00 979	1	RA40 TOOL HOLDER - ATTACHMENT G1/2 + CENTERING Ø45

**SPRING RA40 TOOL HOLDER - Ø45 BORE**

Code AS 00 520

**SPARE PARTS**

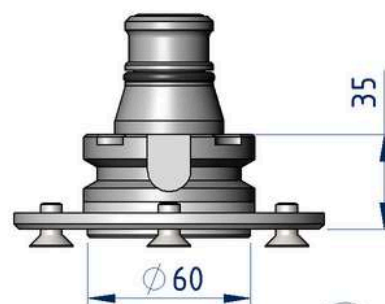
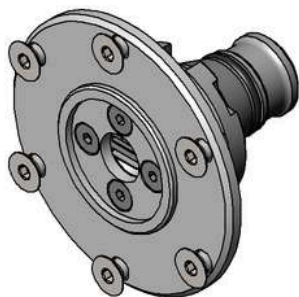
Mark	Reference	QTY	Designation
1	000980	4	HEXAGONAL SOCKET HEAD CAP SCREW M6X12
2	001308	1	O-RING 26.20 X 3.60
3	011932	1	O-RING 19.60 X 3.53
4	Z001 93 08 011	1	DIFFUSER



► RA TOOL CONES

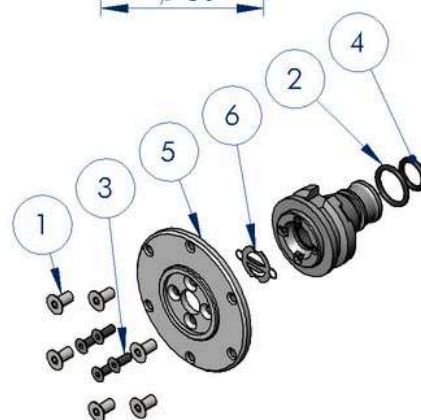
**RA40 TOOL HOLDER FOR Ø130 MILLING CUTTER**

**Code AS 00 519**



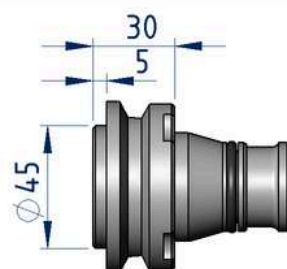
**SPARE PARTS**

Mark	Reference	QTY	Designation
1	000466	6	COUNTERSUNK SCREW M8X16
2	001308	1	O-RING 26.20 X 3.60
3	010270	4	COUNTERSUNK SCREW M6X16
4	011932	1	O-RING 19.60 X 3.53
5	PP 03 471	1	FLANGE FOR MILLING CUTTER ADAPTATION
6	Z001 93 08 011	1	DIFFUSER
7	PP 00 979	1	RA40 TOOL HOLDER - ATTACHMENT G1/2 + CENTERING Ø45




**RA40 TOOL HOLDER - 1/2 GAS ATTACHMENT + CENTERING Ø45**

**Code AS 00 336**



**SPARE PARTS**

Mark	Reference	QTY	Designation
1	001308	1	O-RING 26.20 X 3.60
2	011932	1	O-RING 19.60 X 3.53
3	PP 00 979	1	RA40 TOOL HOLDER - ATTACHMENT G1/2 + CENTERING Ø45





# TOOLS AND TOOL-HOLDERS CATALOG 2024 / 2025

[www.tsbfrance.com](http://www.tsbfrance.com)



**Phone : +33 (0) 231 666 827**  
**E-mail : [contact@tsbfrance.com](mailto:contact@tsbfrance.com)**

Avenue de Bischwiller  
14500 Vire, FRANCE

Opening hours :  
8 h 00 - 12 h 00 / 13 h 30 - 17 h 30